

RESOLUTION NO. 18-164

Resolution Of The City Council Of The City Of Emeryville Declaring The Results Of The Emeryville Consolidated General Municipal Election Held On Tuesday, November 6, 2018 As To The Election Of Two Council Members, And The Election For And Against Measure S

WHEREAS, a consolidated General Municipal Election was held and conducted in the City of Emeryville on Tuesday, November 6, 2018, for the purpose of electing to office two City Council Members for full four-year terms; and

WHEREAS, at that same election, conducted in the City of Emeryville on Tuesday, November 6, 2018, was the election for and against Measure S; and

WHEREAS, notice of said election was duly and legally given, voting precincts were properly established, election officers were appointed and election supplies furnished and in all respects said election was held and conducted by the County of Alameda, and the votes cast were received and canvassed and the returns thereof made and declared in the time, form and manner as required by the provisions of the Elections Code of the State of California governing Municipal Elections in General Law cities; and

WHEREAS, the Registrar of Voters of Alameda County, having canvassed the returns of said election, certified on December 6, 2018, a full, true and correct Statement of the Results of all votes cast at said election for each candidate, and for the outcome of the election on Measure S, the result of which the Emeryville City Council accepts, and finds that the number of votes cast, the names of the persons voted for and other matters required to be as hereinafter stated; now, therefore be it; and


RESOLVED, by the City Council of the City of Emeryville that said consolidated General Municipal Election was held and conducted in the City of Emeryville in the form, time and manner as required by law; that the number of votes given in each precinct either for or against the measure, together with the whole number of votes which were received in the entire City are contained in the Alameda County Registrar of Voters' Certificate of Election Results and Official Canvass, attached hereto as Exhibit A; and be it

FURTHER RESOLVED, that, at said consolidated General Municipal Election, Scott Donahue and Dianne Martinez were elected to the office of City Council Member of the City of Emeryville for a full four-year term, expiring in 2022.; and be it

FURTHER RESOLVED, that, at said consolidated General Municipal Election, Measure S passed with the required 50% +1 vote.


ADOPTED, by the City Council of the City of Emeryville at a special meeting held Monday, December 10, 2018, by the following vote:

AYES:	<u>5</u>	Mayor Bauters, Vice Mayor Medina, and Council Members Donahue, Martinez, and Patz
NOES:	<u>0</u>	
ABSTAIN:	<u>0</u>	
ABSENT:	<u>0</u>	


MAYOR

ATTEST:


APPROVED AS TO FORM:


CITY CLERK


CITY ATTORNEY

ATTACHMENTS

- Alameda County Registrar of Voters' Certificate of Election Results and Official Canvass



REGISTRAR OF VOTERS

ALAMEDA COUNTY • CALIFORNIA

TIM DUPUIS
REGISTRAR OF VOTERS

CYNTHIA CORNEJO
DEPUTY REGISTRAR OF VOTERS

December 6, 2018

Sheri Hartz, City Clerk
City of Emeryville
1333 Park Avenue
Emeryville, CA 94608

Dear Ms. Hartz:

Enclosed is the Certificate of Election Results and a copy of the Official Canvass for the City of Emeryville at the General Election held on Tuesday, November 6, 2018.

If you have any questions, please contact me at (510) 272-6933.

Sincerely,

Tim Dupuis
Registrar of Voters
Alameda County

Enclosures

[THIS PAGE INTENTIONALLY LEFT BLANK]

STATE OF CALIFORNIA }
COUNTY OF ALAMEDA } ss.

I, **TIM DUPUIS**, Registrar of Voters for the County of Alameda, State of California, having canvassed the returns of all votes cast in the **City of Emeryville** at the General Election held on Tuesday, **November 6, 2018**, do hereby certify the following to be a full, true and correct Statement of the Results of all the votes cast, to which this certificate is attached, at said election for each candidate in the **City of Emeryville** for the office of **City Council Member**.

I hereby set my hand and my official seal this **6th day of December 2018**.



TIM DUPUIS
Registrar of Voters
Alameda County
State of California

**ALAMEDA COUNTY Statement of Vote
GENERAL ELECTION**

NON-PARTISAN MEMBERS, CITY COUNCIL - EMERYVILLE															
	Registration	Ballots Cast	Turnout (%)		MEMBERS, CITY COUNCIL - SCOTT DONAHUE	DIANNE MARTINEZ	KEN BUKOWSKI	Under Vote	Over Vote						
380200 - Vote by Mail Reporting	1507	730	48.44		397	488	102	451	0						
380200 - Election Day Reporting	1507	307	20.37		141	220	41	220	0						
380300 - Vote by Mail Reporting	1492	777	52.08		450	546	73	470	4						
380300 - Election Day Reporting	1492	316	21.18		147	206	36	238	0						
380400 - Vote by Mail Reporting	1401	762	54.39		413	515	121	470	2						
380400 - Election Day Reporting	1401	304	21.70		159	179	39	227	2						
380600 - Vote by Mail Reporting	1066	562	52.72		323	363	89	341	2						
380600 - Election Day Reporting	1066	231	21.67		123	135	37	164	0						
380700 - Vote by Mail Reporting	1199	646	53.88		329	403	88	463	6						
380700 - Election Day Reporting	1199	187	15.60		87	127	21	136	0						
Vote by Mail Reporting Totals	6665	3477	52.17		1912	2315	473	2195	14						
Election Day Reporting Totals	6665	1345	20.18		657	867	174	985	2						
District Totals - Absentee															
District Grand Totals															
13th Congressional District	6665	4822	72.35		2569	3182	647	3180	16						
9th State Senatorial District	6665	4822	72.35		2569	3182	647	3180	16						
15th Assembly District	6665	4822	72.35		2569	3182	647	3180	16						
2nd Dist, Board of Equalization	6665	4822	72.35		2569	3182	647	3180	16						
5th Supervisorial District	6665	4822	72.35		2569	3182	647	3180	16						
ALAMEDA	6665	4822	72.35		2569	3182	647	3180	16						
City of Emeryville	6665	4822	72.35		2569	3182	647	3180	16						
Grand Totals	6665	4822	72.35		2569	3182	647	3180	16						

STATE OF CALIFORNIA }
COUNTY OF ALAMEDA } ss.

I, **TIM DUPUIS**, Registrar of Voters for the County of Alameda, State of California, having canvassed the returns of all votes cast in the **City of Emeryville** at the General Election held on Tuesday, **November 6, 2018**, do hereby certify the following to be a full, true and correct Statement of the Results of all the votes cast, to which this certificate is attached, at said election for and against **Measure S**.

I hereby set my hand and my official seal this **6th day of December 2018**.



TIM DUPUIS
Registrar of Voters
Alameda County
State of California

**ALAMEDA COUNTY Statement of Vote
GENERAL ELECTION**

NON-PARTISAN MEASURE S - CITY OF EMERYVILLE															
	Registration	Ballots Cast	Turnout (%)		MEASURE S - CITY OF EMERYVILLE	YES	NO	Under Vote	Over Vote						
380200 - Vote by Mail Reporting	1507	730	48.44			558	128	34	0						
380200 - Election Day Reporting	1507	307	20.37			240	46	26	0						
380300 - Vote by Mail Reporting	1492	777	52.08			629	110	32	0						
380300 - Election Day Reporting	1492	316	21.18			235	50	31	0						
380400 - Vote by Mail Reporting	1401	762	54.39			625	109	25	1						
380400 - Election Day Reporting	1401	304	21.70			246	35	22	0						
380600 - Vote by Mail Reporting	1066	562	52.72			462	74	24	0						
380600 - Election Day Reporting	1066	231	21.67			168	39	22	0						
380700 - Vote by Mail Reporting	1199	646	53.88			536	88	20	1						
380700 - Election Day Reporting	1199	187	15.60			142	34	10	0						
Vote by Mail Reporting Totals	6665	3477	52.17			2810	509	135	2						
Election Day Reporting Totals	6665	1345	20.18			1031	204	111	0						
District Totals - Absentee															
District Grand Totals															
13th Congressional District	6665	4822	72.35			3841	713	246	2						
9th State Senatorial District	6665	4822	72.35			3841	713	246	2						
15th Assembly District	6665	4822	72.35			3841	713	246	2						
2nd Dist, Board of Equalization	6665	4822	72.35			3841	713	246	2						
5th Supervisorial District	6665	4822	72.35			3841	713	246	2						
ALAMEDA	6665	4822	72.35			3841	713	246	2						
City of Emeryville	6665	4822	72.35			3841	713	246	2						
Grand Totals	6665	4822	72.35			3841	713	246	2						