



NATIONAL HEALTHY HOMES MONTH PLANNING GUIDE



National Healthy Homes Month 2017 Theme

Healthy Homes



Just What the Doctor Ordered

This year's theme, "Just What the Doctor Ordered," highlights the vital role that pediatricians and the health community play in healthy homes education. There is a strong connection between health care and health risks such as asthma and lead poisoning.

Table of Contents

| | |
|---|----------------|
| 1. Letter from the OLHCHH Director | Page 4 |
| 2. About National Healthy Homes Month | Page 5 |
| 3. NHHM Weekly Themes..... | Page 7 |
| 4. Outreach Ideas | Page 8 |
| i. Specific for Health Care Providers | Page 9 |
| ii. Specific for Grantees..... | Page 10 |
| iii. Specific for Partners, and Stakeholders..... | Page 11 |
| 5. 2017 NHHM Calendar of Events | Page 13 |
| 6. 2017 NHHM Webinar Schedule | Page 14 |
| 7. Sample Proclamation..... | Page 16 |
| 8. Sample Press Release..... | Page 17 |
| 9. Printable and Customizable Tools | |
| i. Sample Proclamation..... | Page 16 |
| ii. Sample Press Release..... | Page 17 |
| iii. Sample Flyer/Poster | Page 18 |
| 10. 2017 NHHM Social Media Campaign..... | Page 19 |
| 11. Contacts at OLHCHH for more information | Page 22 |
| 12. Grantee Contact List | Page 23 |
| 13. Resource Bank..... | Page 27 |
| 14. Healthy Homes Room by Room Checklist..... | Page 32 |
| 15. Healthy Homes Factsheets and Infographics..... | Page 35 |

Letter from the Office of Lead Hazard Control and Healthy Homes Director



OFFICE OF LEAD HAZARD CONTROL AND
HEALTHY HOMES

U.S. DEPARTMENT OF HOUSING AND URBAN DEVELOPMENT
WASHINGTON, DC 20410

March 27, 2017

The Office of Lead Hazard Control and Healthy Homes (OLHCHH) is excited to kick off the second annual National Healthy Homes Month (NHHM)! Join my office as we begin a range of efforts to make homes across the Nation healthy for all Americans, especially children and vulnerable populations. Among the efforts this year are increasing the amount and types of outreach and awareness, building partnerships, and hosting trainings. This Planning Guide will help you in planning local events in support of NHHM.

The 2017 NHHM theme is *Healthy Homes: Just What the Doctor Ordered!* We chose this theme to highlight the role that pediatricians, nurses, community health workers, and promotores/as, along with hospitals, clinics, public health departments, and medical and public health schools, and other healthcare providers and institutions play in healthy homes awareness and education.

Throughout June, we will look for your leadership in extending the Healthy Homes effort beyond what my Office can do on its own. As mentioned in the Planning Guide, OLHCHH staff and grantees are your “first resource” for help in planning activities. Also, the daily calendar features webinars and other NHHM activities.

We recognize that your time is very valuable. Participating in NHHM is easy, and every activity can make a difference. In fact, the campaign underscores collaboration, by connecting stakeholders in local communities to resources. For the latest information about NHHM, please visit www.hud.gov/healthyhomes.

If you have any questions, want more information, or want to tell us about your plans and accomplishments, please contact any of the OLHCHH staff identified in the resource section of the Planning Guide or email us at OLHCHH@hud.gov. We look forward to hearing about your local NHHM activities!

Sincerely,

Jon L. Gant
Director





National Healthy Homes Month

Thank you for your interest in National Healthy Homes Month 2017 (NHHM). Almost 6 million U.S. homes have moderate to severe physical infrastructure problems—such as water leaks and intrusion; injury hazards; pests; and heating, plumbing, and electrical deficiencies. Also, the U.S. Department of Housing and Urban Development's (HUD's) Office of Lead Hazard Control and Healthy Homes (OLHCHH) estimates that approximately 30 million homes have indoor environmental hazards, including physical safety hazards, lead-based paint hazards, and pests. The OLHCHH has designated June as National Healthy Homes Month in order to create awareness around housing and its impact on health, on the national and local levels; to encourage organized, local community events; and to empower families to take action. The month also highlights federal and local resources that are available to make a difference in the places where families live, play, and grow.

For more than 10 years, the OLHCHH has promoted the 'Principles of a Healthy Home,' and during NHHM, we hope these Principles will help create standard messaging and practices around home health and safety. These principles are:

- 1. Keep your home Dry**
Mold and moisture increase allergens and asthma triggers, and can cause deterioration of your home.
- 2. Keep your home Clean**
Clean homes help reduce pest infestations, dust, and exposure to contaminants.
- 3. Keep your home Pest-Free**
Many pest treatments pose risks for families with health problems or expose young children and pets to poisonous residue. Non-pesticide treatments are best for a first line of defense.
- 4. Keep your home Safe**
A majority of injuries among children occur in the home. Falls are the most frequent cause of residential injuries to children, followed by injuries from objects in the home, burns, and poisonings.
- 5. Keep your home Contaminant-Free**
Chemical exposures include lead, radon, pesticides, and environmental tobacco smoke. Exposures to radon gas, carbon monoxide, and second-hand tobacco smoke are far higher indoors than outside.
- 6. Keep your home Ventilated**
Studies show that increasing the fresh air supply in a home improves respiratory health. Air filters in HVAC units collect and protect families from many particulates found in the air.
- 7. Keep your home Maintained**
Poorly-maintained homes increase the risk for deteriorated lead-based paint in older housing which is the primary cause of lead poisoning in children less than 6 years of age.
- 8. Keep your home Temperature Controlled**
Houses that do not maintain adequate temperatures may place the safety of residents at increased risk from exposure to extreme cold or heat.



Through coordinated and holistic efforts, NHHM 2017 combines discussions around the following healthy homes topics:

- Lead poisoning prevention
- Residential asthma intervention
- Injury prevention
- Home safety
- Smoke-free housing
- Safe indoor pest control
- Radon safety
- Disaster recovery

This Planning Guide is an interactive toolkit full of ideas and resources designed to help you and your organization spread the word about National Healthy Homes Month 2017. Many of the documents contain links to customizable versions of these marketing materials for you to use. Also, check out the NHHM 2017 website for training updates, important events, the on-line version of this toolkit, and more!

https://portal.hud.gov/hudportal/HUD?src=/program_offices/healthy_homes/NHHM2017

What's Included in the Planning Guide?

OLHCHH has developed this planning guide to make NHHM 2017 easier for you! You will find information and resources that you can use to get the word out, and to conduct activities in your area to build awareness and empower families to take action to protect themselves from housing related health hazards. We encourage you to customize the materials for the most effective use in your area.

How to use the NHHM Planning Guide

The target audiences for the scope of activities are comprised of: state and local government agencies, nongovernmental organization, nonprofit organizations, property owners, and individual families; especially those with small children. Tailor the customizable documents provided in the Planning Guide to your organization and the target audiences you work with most.

To Help You Plan

Each week in June, NHHM 2017 will focus on a new theme and associated set of activities. The themes are designed to highlight the paired topics. When you get your activities planned, consider letting us know about them! We would love to hear about the event planning and results.



National Healthy Homes Month Weekly Themes 2017

| WEEK | THEME/FOCUS | Healthy Homes Topic | Main Message |
|------------|---|--|--|
| June 1-3 | NHHM KICK OFF | All General Overview | General overview of housing effects on health and the Principles of a Healthy Home |
| June 4-10 | Give Your Home a Check Up | All Home Assessment | Start with the home and know what issues may be impacting the family's health |
| June 11-17 | Get Mobile! | All Pest Free | Download the Healthy Homes Basics app to learn about hazards that are a moving target like pets and pests! |
| June 18-24 | Best Medicine | All Home Hazard Health Impacts and Screenings | Ask your doctor questions and get screenings that connect your health to your home |
| June 25-30 | Feeling Good about Home Safety: What all ages need to know | All Maintenance | Healthy Homes is for all ages and there is always something to make a home a better place for families to live, work and play! |

National Healthy Homes Month (NHHM)

Outreach Ideas:

We invite you to participate in NHHM 2017! Here are some of the ways to get involved:

1. Encourage local elected officials to designate June as NHHM.
2. Promote NHHM and activities on social media.
3. Promote and highlight NHHM by posting a link to the OLHCHH NHHM webpage (https://portal.hud.gov/hudportal/HUD?src=/program_offices/healthy_homes/NHHM2017) on your website.
4. Develop and send letters of support for NHHM 2017 to OLHCHH for inclusion in website and marketing materials.
5. Host a local conference or workshop on Healthy Homes.
6. Host local events to promote and build awareness for the Principles of a Healthy Home. Encourage families to have their children tested for lead poisoning, and to have their homes tested for radon.
7. Request all partners to distribute marketing materials to the populations being served by the federally-funded programs, as applicable to common goals and strategies.
8. Host programs and activities designed to enhance public awareness of healthy home and safety hazards; as well as the ways we can protect our families from these hazards.
9. Distribute the Healthy Homes Checklist, and encourage residents to give their home a Healthy Homes checkup.
10. Promote healthy and safe home modifications and repairs.

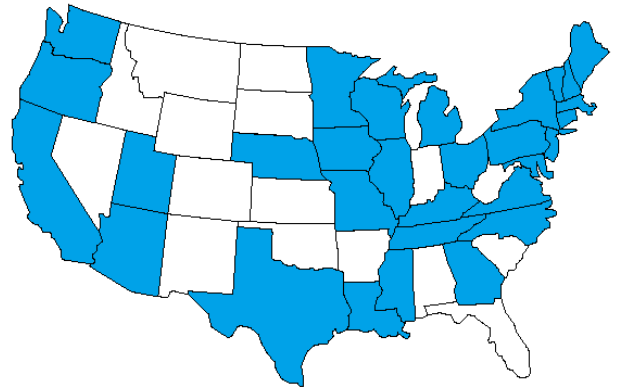


Health Care Provider Recommended Activities:

1. Become an educated advocate for Healthy Homes Principles! Require staff to complete healthy homes training, available online or in-person (www.healthyhousingsolutions.com) from the National Healthy Homes Training Center and Network. Encourage them to take steps in their own homes to practice their healthy homes knowledge. Become familiar with healthy homes resources available, both nationally and locally.
2. Identify and provide education in patient rooms and lobbies that encourage healthy homes awareness and identify community resources available, such as fact sheets and self-guided home assessments available on the OLHCHH website: www.hud.gov/healthyhomes. Set up a creative display of healthy homes materials with examples of hazards using a model home or art work.
3. Perform blood lead-level screening (blood lead testing) on all clients ages 0-5 years old, and on pregnant women; regardless of housing zip code or insurance status. Educate families about lead based paint hazards in their home environment, and commit to tracking blood lead levels as a timeline indicator of when exposure occurred.
4. Incorporate protocols that ensure healthy homes environmental assessments and medical screenings are included in all populations you serve.
5. Attend trainings and conferences to learn about resources currently available, and how health care providers can contribute to healthy homes solution. Testing, reporting and educating families on healthy homes hazards such as lead poisoning prevention and asthma home triggers are important ways to increase awareness of healthy homes principles.

OLHCHH Grantee Recommended Activities:

1. Host local events and workshops.
2. Hit the streets! Organize a neighborhood walk through to build awareness and increase applications into your program. Ask local agencies such as fire departments, police departments, nursing and medical schools, public health departments, and any team mascots to join you in the walk through. Consider organizing the materials handed out to include resources that would help homeowners become more aware, like a “Room by Room Check List” (See PAGE #33). Firefighters may have resources such as carbon dioxide (CO) detectors and smoke alarms to contribute and/or install for homeowners. Contact these groups and target a neighborhood you want to bring into the program.



OLHCHH Lead Hazard Control grantee map – work with OLHCHH grantees in your area to host a local event!

3. Hold healthy homes fairs in target neighborhoods, at a community center or church, to raise awareness in high risk areas. Use the opportunity to hand out applications and help clients complete them. Consider including cleaning demonstrations and healthy homes displays and contests, using a model home, art work and art contests.

OLHCHH Partner, Stakeholder, and Community Leader Recommended Activities:

1. Ask your local elected-officials to issue a National Healthy Homes Month Proclamation.
2. Create or Build up a local Healthy Homes Coalition.
 - There may be individuals and organizations in your community that may already be involved or have an interest in healthy homes related topics. Identify and invite key individuals from your community and local organizations to attend an informational meeting, and then work to establish a coalition to promote and support healthy homes awareness and events in your community. Work as a coalition to identify possible healthy homes issues in your community, what data are available to support action on the issues, what partners or organizations in your community work on the issues, whether there is funding available in the community for the issues, and what gaps exist or are not currently being addressed. Working together as a group will be very effective to identify and address a wide range of healthy homes needs in your community.
3. Host local healthy homes events in your community, and/or participate in planned local community events.
 - Coordinate with local partners, health and housing experts to have presentations and exhibits on healthy homes topics. Work with your local or state lead hazard control grant program to highlight lead and healthy homes work in the housing they address.
4. Recognize local healthy homes efforts and champions (ambassadors of the healthy homes movement).
 - There may be individuals, groups or organizations currently addressing healthy homes issues in your community. National Healthy Homes Month is a perfect opportunity to recognize those individuals or groups for their work. Host a recognition ceremony and use the opportunity to build partnerships and energize others to get involved in the healthy homes arena.
5. Ask local partners to promote healthy homes awareness.
 - Utilize your partners' newsletters, listservs, media and mailings to share information about healthy homes. Ask your partners if they would include information about healthy homes awareness, local events, facts, testing

and identification of lead based paint, radon, mold/moisture, pests and how they can remediate identified hazards.

6. Work with local healthy homes advocates and educators.
 - Reach out to local medical and health-related providers/partners to provide education to their clients. Ask them to encourage the importance of testing for elevated blood lead levels in children under the age of 6. Encourage them to host educational sessions or have a display regarding healthy homes topics. Coordinate with local schools and daycare to provide information to families on healthy homes topics or host outreach and awareness events inviting local healthy homes experts and health providers to address health and housing related topics.
7. Connect with local businesses to raise awareness and build support for Healthy Homes work.
 - Local home improvement and hardware stores are great partners and locations for hosting healthy homes events or workshops. Encourage them to post information about healthy and safe products, host workshops on using safe work practices when addressing home remodeling and rehab projects. Ask if they would provide healthy homes related messages in mailings during the month of June.
8. Reach out to local universities and community colleges.
 - Students at local universities and community colleges can be a great resource! Many majors and programs require students to do a project or internship that includes working in the community or with health related partners. Providing presentations or offering field visits/rotations in your programs to nursing and medical students builds advocacy for lead poisoning and healthy home assessment and intervention. The impact your efforts can have may be one classroom at a time but may be the only time they get any information about the topic or the local burden of hazards impacting the population they may serve one day.
9. Coordinate with partners to promote testing. (Lead, radon, etc.).
 - Reaching out to home inspectors and local chapters of professional representation for home inspectors can be a great way to build advocacy and identify capacity for program and community needs. Identify any extension centers that you can improve collaboration with, as there are many that have healthy home specific activities and resources that could be shared between the grantee and these agencies.
10. Promote National Healthy Homes Month 2017 at local sporting events.
 - Use the NHHM Tool Kit to promote investment in sharing Healthy Home messaging during events that have broad attendance and interest.

NHHM Calendar 2017

June National Healthy Homes Month

- Keep the floor clear of electrical cords and clutter.
- Make sure you have plenty of lighting in your homes. Poor lighting can lead to trips.
- Install grab bars and handles in bathrooms and showers.
- Consider maintaining your lawn without the use of pesticides, read and follow the labels carefully.
- Reduce dust with less clutter.
- Prevent slips, trips, and falls by keeping floors clear, cleaning up spills, and installing handrails on stairs, and ramps.
- Fix loose stairs and handrails.
- Secure furniture such as bookcases and entertainment centers to walls to prevent tipping injuries.

Monthly Campaigns:

- National Safety Month
www.hud.gov/healthyhomes



JUNE 2017

| Sun | Mon | Tue | Wed | Thu | Fri | Sat |
|--|---|------------------------|---|-----------------------------|---|-----|
| | | |  | 1 KICK OFF! NHHM 2017 | 2 Message from Secretary Carson! | 3 |
| 4 | 5 Give your home a check up! www.hud.gov/healthyhomes | 6 HQ Brown Bag | 7 Facebook Live HQ Booth/Event | 8 | 9 Download the NEW HH Stake- holders App  | 10 |
| 11  | 12 Get Mobile. Download the app to learn about hazards that are moving targets like pets and pests! | 13 Training Webinar | 14 Twitter Town Hall | 15 | 16 | 17 |
| 18 | 19 Best Medicine: Ask your doctor questions and get screenings that connect your health to your home. | 20 Training Webinar | 21 Facebook Live | 22 | 23  | 24 |
| 25 | 26 | 27 HQ Brown Bag | 28 Facebook Live | 29 | 30 | |

National Healthy Homes Month 2017

Webinars

Important: This schedule is subject to change. Please check our NHHM website at https://portal.hud.gov/hudportal/HUD?src=/program_offices/healthy_homes/NHHM2017 for updates.

These webinars are being offered in conjunction with the Healthy Homes Partnership (HHP), through an Interagency Agreement between OLHCHH and the United States Department of Agriculture, National Institute of Food and Agriculture (USDA NIFA).

The HHP is comprised of a nationwide network of over 9,600 local extension educators in nearly all of the nation's 3,150 counties, and extension professionals at the 112 land-grant universities-including 19 Historically Black Colleges and Universities, 36 Native American Colleges, and Hispanic-Serving institutions throughout the United States and its territories.

June 5th The Healthy Homes Partnership: Best Practices and Success Stories

Target Audience: Stakeholders, Housing Educators, Healthcare Professionals, Community Action Agencies, State health Dept. Staff, State HH Advisory board members.

Presenter(s): Michael Goldschmidt, Kandace Fisher

Resources: Interim and final reports of the partnership

June 12th Healthy Homes Toolkit

Target Audience: Stakeholders, Housing Educators, Healthcare Professionals, Community Action Agencies, State health department staff, State HH Advisory board members.

Presenter(s): Michael Goldschmidt

June 19th Creating Healthier Indoor Environments for Child Care Facilities

Target Audience: Childcare providers, Head Start programs

Presenter(s) Pamela Turner and Rebecca Blocker

Resources: Healthy Homes Toolkit for Child Care providers

June 26th Youth and Healthy Homes

Target Audience: 4-H Leaders, Housing Educators, After School program leaders, Schoolteachers, FFA, Boy and Girl Scout leaders.

Presenter(s) Mary Ellen Welch and others

Resources: Children's Storybook and Activity Guide; illustrated rhyming book for young children "Susan and Jerome Learn About a Healthy Home".



June 29th La House – Demonstration Healthy Home (sustainable home), Louisiana State University, Baton Rouge.

Target Audience: Stakeholders; Housing Educators, Health care professionals, Community Action Agencies, State Health Department staff, State HH Advisory board members.

Presenter: Claudette Reichel

LaHouse is a showcase of multiple solutions, exhibiting 4 different high performance building systems for our climate and conditions and many types of products and solutions. It integrates Healthy Homes (including universal design) with resource efficiency and hazard resilience. It is also a public service, open M-F for touring and offers lots of free publications. LaHouse has point of feature signage, tour guide videos, cut away, etc. It is not a commercial, with exclusivity for any vendor. LaHouse lists and recognizes donors, and the Extension handpicked all the products (no one got to be exclusive.)



Sample Proclamation of Healthy Homes Month 2017

If you are interested in promoting Healthy Homes Month 2017 in your state, contact your governor's office and ask how to submit a request for a Governor's Proclamation for Healthy Homes Month. Below is a sample proclamation; you can adapt this to create a proclamation from your County Executive or your city's Mayor:

Local Official's Proclamation Proclaiming June as (Name of State) Healthy Homes Month

WHEREAS, home health and safety hazards, including physical safety hazards, lead-based paint, radon, mold, pests, and allergens, cause or contribute to a wide range of illnesses and diseases, including lead poisoning, asthma, cancer, and injuries;

WHEREAS, lead poisoning affects thousands of (name of state's) children under six;

WHEREAS, accidents in the home hurt thousands of (name of state's) people every year;

WHEREAS, hundreds of (name of state's) children die from chemicals stored and used improperly in the home;

WHEREAS, dozens of (name of state's) people die from carbon monoxide poisoning every year;

WHEREAS, many (name of state) families and households are unaware that their homes can have serious health hazards; and

WHEREAS, education and awareness about the dangers of unhealthy or unsafe housing can save (name of state) lives.

NOW THEREFORE BE IT RESOLVED, that Governor (name of Governor) proclaims June as (name of state) Healthy Homes Month; and

BE IT FURTHER RESOLVED that (name of state) citizens and government officials to observe this month with appropriate programs and activities designed to enhance public awareness of home health and safety hazards and the ways we can protect our families from these hazards.



Sample Press Release

Release Date: June 1, 2017

**Contact: Your Name
Your Number**

HUD DESIGNATES JUNE AS NATIONAL HEALTHY HOMES MONTH

Today, the U.S. Department of Housing and Urban Development's (HUD) Office of Lead Hazard Control and Healthy Homes (OLHCHH) is kicking off the second annual National Healthy Homes Month (NHHM). Throughout the month, the goal is to raise awareness for what makes a home healthy and to strengthen coordination and collaboration between housing and health at the federal, state and local levels.

A healthy home is one that provides a safe and healthy environment protecting the occupants from disease and injury. Almost 6 million U.S. homes have moderate to severe physical infrastructure problems—such as water leaks and intrusion; injury hazards; pests; and heating, plumbing, and electrical deficiencies. In addition, OLHCHH estimates that approximately 30 million homes have indoor environmental hazards, including physical safety hazards, lead-based paint, and pests. The OLHCHH has designated June as National Healthy Homes Month in order to create awareness around housing and its impact on health on the national and local level; to encourage organized, local community events; and to empower families to take action.

NHHM is designed to create awareness about and promote action around health and safety hazards in the home, and to empower families to learn how to create the healthiest home possible for their family. The month also highlights federal and local resources that are available to make a difference in the places where families live, play, and grow.

“National Healthy Homes Month serves as an important educational call to action,” said Jon L. Gant, Director of HUD’s Office of Lead Hazard Control and Healthy Homes. “Providing families with the resources they need to keep their homes safe from potential health hazards such as lead-based paint and pests helps them to create the healthiest home possible.”


The OLHCHH developed a [2017 National Healthy Homes Month Planning Guide](#) which contains many resources and materials, to assist with building awareness and implementation at the local level. Visit our website at www.hud.gov/healthyhomes for a copy.

Please visit www.hud.gov/healthyhomes to learn more about NHHM, get updates on activities, and learn more about how to participate.



Sample Outreach Flyer

See sample flyer template below.





HUD/OLHCHH also offers many other valuable publications, videos, apps, and important information on our website at www.hud.gov/healthyhomes.

Social Media Campaign

Help Spread the Word!

Suggested Tweets and Facebook Posts

Hashtag: #NHHM2017

Learn more: www.hud.gov/healthyhomes

June is National Healthy Homes Month! Follow along with HUD for info and upcoming events! @HUD.gov #NHHM2017

HUD's Office of Lead Hazard Control announces National Healthy Homes Month this June! #NHHM2017

What is a Healthy Home?? Test your knowledge-download the Healthy Homes Basics App! #NHHM2017

**<https://play.google.com/store/apps/details?id=gov.hud.healthyhomesbasics&hl=en>
<https://itunes.apple.com/us/app/healthy-homes-basics/id1092367352?mt=8>**

Download the NHHM 2017 Planning Guide, here: www.hud.gov/healthyhomes #NHHM2017

Is your home healthy? Learn about Healthy Homes, asthma, lead and more, here! #NHHM2017 Learn more: www.hud.gov/healthyhomes

Did you know that your indoor home environment is closely linked to your health?? Learn More: www.hud.gov/healthyhomes #NHHM2017

Studies show that increasing the fresh air supply in a home improves respiratory health. #NHHM2017

You can create a healthy home just by changing some of your everyday habits. Learn more: www.hud.gov/healthyhomes #NHHM2017

The majority of injuries among children occur in the home. Keep your home safe! #NHHM2017

Radon is the second leading cause of lung cancer in the US. You can't see, smell or taste radon, but it may be a problem in your home! Get the facts: www.hud.gov/healthyhomes #NHHM2017

A working smoke alarm can cut the chance of someone dying in a fire by HALF. Make sure to check yours! #NHHM2017

Falls are the leading cause of deadly and non-deadly accidental injuries for people over 65. #NHHM2017

Almost 26 million people in the U.S. are living with asthma today. Learn how to reduce asthma triggers in your home. Learn more: www.hud.gov/healthyhomes #NHHM2017

Mold grows where it's wet. Figure out where the moisture is coming from, or the mold will grow back. #NHHM2017

Keep your home and car smoke-free! Secondhand smoke is a common indoor trigger for asthma attacks #NHHM2017

Keep the humidity in your home less than 50%. Use a dehumidifier if your home is too humid! #NHHM2017

Read the latest issue of the Inside Healthy Homes newsletter and subscribe here! www.hud.gov/healthyhomes #NHHM2017

If you or someone you know has to clean up mold after a storm, learn proper techniques! Learn more: www.hud.gov/healthyhomes #NHHM2017

A clean air filter is essential! You should clean or change your air filter every 90 days. #NHHM2017

Keep pests outside! Seal openings you find outside your home. Learn more: www.hud.gov/healthyhomes #NHHM2017

Help your kids control their asthma! Learn about triggers in the home: www.hud.gov/healthyhomes #NHHM2017

Make Your Home Healthy! Check out HUD's Healthy Homes videos to learn how! Click here: <https://www.youtube.com/playlist?list=PLF784BAEF218A35EE> #NHHM2017

Get back into your home SAFELY after a natural disaster! For the Disaster Recovery Toolkit and other resources, Click here: https://portal.hud.gov/hudportal/HUD?src=/program_offices/healthy_homes/disasterrecovery #NHHM2017

Does your home have mold? Scrub mold off hard surfaces using a scrub brush and a mixture of soap and water. Learn more: www.hud.gov/healthyhomes #NHHM2017

Find healthy homes resources in your area! Click here: www.hud.gov/healthyhomes #NHHM2017

Follow @HUDgov, for more NHHM 2017 updates!

OLHCHH Contacts for NHHM 2017

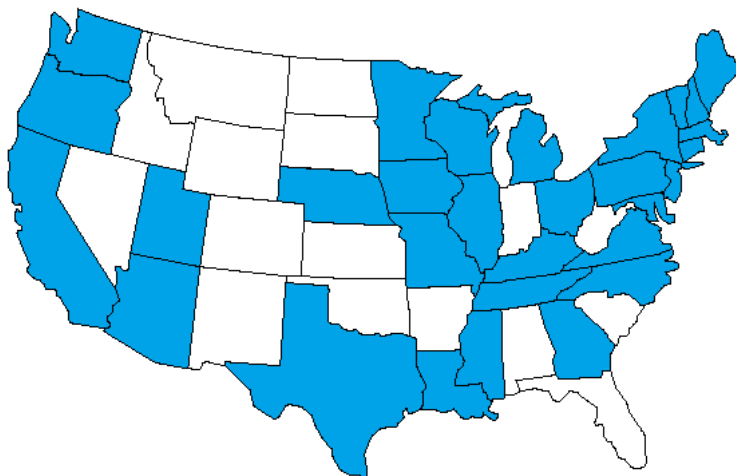
HUD Headquarters:

- Shannon Steinbauer: Shannon.E.Steinbauer@hud.gov
- Kitt Rodkey: Clyde.K.Rodkey@hud.gov
- Keara O'Connor: Keara.A.Oconnor@hud.gov
- Michelle Miller: Michelle.M.Miller@hud.gov

Healthy Homes Field Representatives:

| Region | OLHCHH Field Representative | Contact Information |
|---|-----------------------------|---|
| Region 1, MA, ME, NH, VT CT & RI | • Martin Nee | <ul style="list-style-type: none"> • Martin.J.Nee@hud.gov • Office Telephone 617-994-8372 |
| Region 2, NY & NJ | • Sue Horowitz | <ul style="list-style-type: none"> • Susan.I.Horowitz@hud.gov • Office Telephone 212-542-7411 |
| Region 3, DE, MD, PA & DC, WV | • Ed Thomas | <ul style="list-style-type: none"> • Edward.A.Thomas@hud.gov • Office Telephone 215-861-7670 |
| Region 3, VA | • Mike McGreevy | <ul style="list-style-type: none"> • Michael.B.Mcgreevy@hud.gov • Office Telephone 804-822-4832 |
| Region 4, GA, NC, SC, FL, TN, KY, AL & MS (Puerto Rico/US VI) | | |
| Region 6, LA, AR | | |
| Region 5, OH, IL, IN, MI, MN & WI | • Paul Diegelman | <ul style="list-style-type: none"> • Paul.H.Diegelman@hud.gov • Office Telephone 216-522-4058 x7656 |
| Region 6, TX, OK | • Abby Hugill | <ul style="list-style-type: none"> • Abby.D.Hugill@hud.gov • Office Telephone 303-672-5165 |
| Region 7, MO, KS, NE & IA | | |
| Region 8, CO, UT, ND, SD, MT & WY | • Karen Griego | <ul style="list-style-type: none"> • Karen.M.Griego@hud.gov • Office Telephone 505-346-6462 |
| Region 6, NM | | |
| Region 9, CA, HI, AZ & NV | | |
| Region 10, ID, WA, OR & AK | | |

OLHCHH Lead and Healthy Homes Grantees:



States in blue have at least one OLHCHH grantee

| State | Organization Name | Region | Project Manager | Project Manager Email |
|-------|----------------------------------|--------|------------------------|-----------------------------------|
| AZ | City of Phoenix | 9 | Laura Smith | laura.smith@phoenix.gov |
| AZ | City of Tucson | 9 | Karla Timmons | karla.timmons@tucsonaz.gov |
| CA | City of Long Beach | 9 | Michael Netter | michael.netter@longbeach.gov |
| CA | City of San Diego | 9 | Chris Lee | cjlee@sandiego.gov |
| CA | City of Huntington Park | 9 | Maria Torres-Castañeda | mtorres-castaneda@hpca.gov |
| CA | State of California | 9 | Duane Graves | duane.graves@csd.ca.gov |
| CA | County of Alameda | 9 | Dale Hagen | dale.hagen@acgov.org |
| CA | City of Los Angeles | 9 | Liseth Romero-Martinez | liseth.romero-martinez@lacity.org |
| CA | County of Alameda | 9 | Damien Gossett | damien.gossett@acgov.org |
| CA | City of Pomona | 9 | Beverly Johnson | beverly_johnson@ci.pomona.ca.us |
| CT | City of New London | 1 | Eileen Tedford | etedford@ci.new-london.ct.us |
| CT | State of Connecticut | 1 | Ronald Kraatz | rkraatz@ccmckids.org |
| CT | State of Connecticut | 1 | Ronald Kraatz | rkraatz@ccmckids.org |
| CT | City of Hartford | 1 | Arlene Robertson | roba002@hartford.gov |
| CT | City of Waterbury | 1 | Francis Ford | fford@waterburyct.org |
| CT | City of New Haven | 1 | Jennifer Sanjurjo | jsanjurj@newhavenct.gov |
| CT | Naugatuck Valley Health District | 1 | Carol Slajda | cslajda@nvhd.org |
| CT | City of Norwich | 1 | Wayne Sharkey | wsharkey@cityofnorwich.org |

| | | | | |
|-----------|-------------------------------|---|----------------------|--|
| CT | City of New Britain | 1 | Christopher Corcoran | ccorcoran@connecticutchildrens.org |
| DC | District of Columbia | 3 | Moses Nunez | moses.nunez@dc.gov |
| DE | State of Delaware | 3 | Har Ming Lau | harming.lau@state.de.us |
| GA | City of Atlanta | 4 | John Armour | jarmour@atlantaga.gov |
| IA | City of Cedar Rapids | 7 | Alyssa Williams | a.williams@cedar-rapids.org |
| IA | City of Sioux City | 7 | Jill Wandersheid | jmwander@sioux-city.org |
| IA | City of Dubuque | 7 | Kim Glaser | kglaser@cityofdubuque.org |
| IA | City of Marshalltown | 7 | Joyce Brown | jbrown@ci.marshalltown.ia.us |
| IA | Polk County | 7 | Laurie Gust | laurie.gust@polkcountyiowa.gov |
| IA | County of Cerro Gordo | 7 | Jenna Willems | jwillems@cghealth.com |
| IL | St. Clair County | 5 | Joan Scharf | jscharf@co.st-clair.il.us |
| IL | County of Peoria | 5 | Dale Clarkson | dclarkson@peoriacounty.org |
| IL | City of Chicago | 5 | Marion Matlock | marion.matlock@cityofchicago.org |
| IL | City of Kankakee | 5 | Gloria Dowdy | gjflemming@citykankakee-il.gov |
| IL | Winnebago County | 5 | Stephanie Peters | speters@wchd.org |
| KY | Louisville-Jefferson County | 4 | Nancy Williams | nancy.williams@louisvilleky.gov |
| LA | State of Louisiana | 6 | Trina Evans | trina.evans@la.gov |
| MA | City of Malden | 1 | Wayne Martineau | wmartineau@maldenredevelopment.com |
| MA | City of Somerville | 1 | Russell V. Koty | rkoty@somervillema.gov |
| MA | City of Boston | 1 | David George | dgeorge.dnd@cityofboston.gov |
| MA | City of Lowell | 1 | Philip Ferreira | pferreira@lowellma.gov |
| MA | City of Worcester | 1 | James Brooks | brooksj@worcesterma.gov |
| MA | City of Fitchburg | 1 | Dorothy Preston | dpreston@fitchburgma.gov |
| MA | City of Gloucester | 1 | Kevin Nestor | knestor@gloucester-ma.gov |
| MA | City of Boston | 1 | Victoria Claiborne | victoria.claiborne@boston.gov |
| MA | City of Lawrence | 1 | Mark Vosburg | mvosburg@cityoflawrence.com |
| MA | City of Lynn | 1 | Jeff Weeden | jweeden@lhand.org |
| MD | Baltimore County | 3 | David Fielder | dfielder@baltimorecountymd.gov |
| MD | Baltimore City | 3 | Shenika Frasier-Kyer | shenika.frasier-kyer@baltimorecity.gov |
| ME | City of Lewiston | 1 | Travis Mills | tmills@lewistonmaine.gov |
| ME | Maine State Housing Authority | 1 | Stephen Hicks | shicks@mainehousing.org |
| ME | City of Portland (ME) | 1 | Colleen Hennessy | chennessy@portlandmaine.gov |

| | | | | |
|-----------|---|---|--------------------|---------------------------------|
| MI | State of Michigan | 5 | Carin Speidel | speidelc@michigan.gov |
| MI | County of Muskegon | 5 | Victoria Luthy | webstervi@co.muskegon.mi.us |
| MI | City of Detroit | 5 | Aida Colon | acolon@detroitmi.gov |
| MI | City of Grand Rapids | 5 | Kenneth Holton | kholtan@grcity.us |
| MI | City of Lansing | 5 | Barbara Kimmel | barb.kimmel@lansingmi.gov |
| MN | City of Duluth | 5 | Karen Olesen | kolesen@duluthmn.gov |
| MN | Hennepin County | 5 | Michael Jensen | michael.jensen@hennepin.us |
| MN | City of Minneapolis | 5 | Fardowza Omar | fardowza.omar@minneapolismn.gov |
| MO | City of St. Louis | 7 | William Rataj | ratajb@stlouis-mo.gov |
| MO | Kansas City Missouri | 7 | Amy Roberts | amy.roberts@kcmo.org |
| MO | County of St. Louis | 7 | Tom Filla | tfilla@stlouisco.com |
| MS | City of Jackson | 6 | Mary Manogin | mmanogin@city.jackson.ms.us |
| NC | City of Winston-Salem | 4 | Evan Raleigh | evanr@cityofws.org |
| NC | City of Charlotte | 4 | Diane Adams | dadams@charlottenc.gov |
| NE | City of Omaha | 7 | Steve Zivny | steven.zivny@cityofomaha.org |
| NH | Manchester (NH) | 1 | Danielle Burhop | dburhop@manchesternh.gov |
| NH | City of Nashua | 1 | Elineth More | moree@nashuanh.gov |
| NH | New Hampshire Housing Finance Authority | 1 | Christine Lavallee | clavallee@nhhfa.org |
| NJ | City of Trenton | 2 | Andres Lomi | alomi@trentonnj.org |
| NJ | City of Newark (NJ) | 2 | Felix Mensah | mensahf@ci.newark.nj.us |
| NY | County of Orange | 2 | John Ebert | jebert@orangecountygov.com |
| NY | City of New York | 2 | James Hsi | hsij@hpd.nyc.gov |
| NY | City of Rochester | 2 | Conrad Floss | flossc@cityofrochester.gov |
| NY | Broome County | 2 | Sarah Walker | swalker@co.broome.ny.us |
| NY | City of Schenectady | 2 | Jaclyn Mancini | jmancini@schenectadyny.gov |
| NY | Chautauqua County | 2 | Mark Stow | stowm@co.chautauqua.ny.us |
| NY | Onondaga County | 2 | Anthony Mueller | tmueller@ongov.net |
| NY | Erie County (NY) | 2 | Rebecca Henry | rebecca.henry@erie.gov |
| NY | Monroe County | 2 | Paul Hunt | phunt@monroecounty.gov |
| NY | Erie County (NY) | 2 | Jeremy Huber | jeremy.huber@erie.gov |
| NY | City of Albany | 2 | Michael Foley | mfoley@albanyny.gov |
| NY | Onondaga County | 2 | Susan Grossman | sgrossman@ongov.net |

| | | | | |
|-----------|---|----|------------------------|------------------------------------|
| OH | City of Cleveland | 5 | Brian Kimball | bkimball@city.cleveland.oh.us |
| OH | City of Akron | 5 | Doug Taylor | dmtaylor@akronohio.gov |
| OH | State of Ohio | 5 | Susan Smith | sue@betterhealthyenvironments.com |
| OH | Cuyahoga County | 5 | Stephanie McConoughney | smcconoughey@ccbh.net |
| OH | City of Columbus | 5 | Jillian Bolino | jbolino@columbus.gov |
| OH | City of Cincinnati | 5 | Cynthia McCarthy | cynthia.mccarthy@cincinnati-oh.gov |
| OH | City of Columbus | 5 | Erica Hudson | ejhudson@columbus.gov |
| OH | County of Erie (OH) | 5 | Robert England | rengland@ecghd.org |
| OH | Mahoning County | 5 | Philip Puryear | ppuryear@mahoningcountyoh.gov |
| OH | Summit County | 5 | Renee Dell | rdell@schd.org |
| OR | City of Portland (OR) | 10 | Tara Anderson | tara.anderson@portlandoregon.gov |
| PA | City of Philadelphia | 3 | Ricardo Frenche | ricardo.frenche@phila.gov |
| PA | City of Harrisburg | 3 | Daimen Slaughter | dslaughter@cityofhbg.com |
| PA | County of Lawrence | 3 | Ashlee Luke | aluke@lccap.org |
| PA | State of Pennsylvania | 3 | Bryle Zickler | bzickler@pa.gov |
| PA | City of Allentown | 3 | Heidi Westerman | heidi.westerman@allentownpa.gov |
| PA | Allegheny County | 3 | Julie Collins | julie.collins@alleghenycounty.us |
| PA | City of Lancaster | 3 | Darren Parmer | dparmer@cityoflancasterpa.com |
| RI | City of Providence | 1 | Paula Baron | pbaron@providenceri.com |
| RI | Rhode Island Housing and Mortgage Finance Corporation | 1 | John Eastman | jeastman@rhodeislandhousing.org |
| TN | City of Knoxville | 4 | Todd Kennedy | tkennedy@cityofknoxville.org |
| TN | City of Memphis | 4 | Tavita Conway | tavita.conway@memphistn.gov |
| TN | City of Memphis | 4 | Marticus Muhammad | marticus.muhammad@memphistn.gov |
| TN | Shelby County | 4 | Joe Marshall | joe.marshall@shelbycountyttn.gov |
| TX | City of San Antonio | 6 | Myrna Esquivel | myrna.esquivel@sanantonio.gov |
| TX | City of Austin | 6 | Letitia Brown | letitia.brown@austintexas.gov |
| TX | City of Houston | 6 | Velva Martinez | velva.martinez@houston.tx.gov |
| TX | City of Fort Worth | 6 | John Cain | john.cain@fortworthtexas.gov |
| TX | County of Harris | 6 | Ernesto Hernandez | ehernandez@hcpes.org |
| TX | City of San Antonio | 6 | myrna esquivel | myrna.esquivel@sanantonio.gov |
| UT | Salt Lake County | 8 | Randy Jepperson | rjepperson@slco.org |

| | | | | |
|-----------|--|----|----------------|---------------------------------|
| VA | City of Roanoke | 3 | Ann Billings | ann.billings@roanokeva.gov |
| VT | Vermont Housing and Conservation Board | 1 | Ron Rupp | rrupp@vhcb.org |
| VT | City of Burlington | 1 | Jeff Tanguay | jtanguay@burlingtonvt.gov |
| WA | Yakima County | 10 | Andrea Reyes | andrea.reyes@co.yakima.wa.us |
| WI | County of Rock | 5 | Carrie Clark | clarkc@ci.janesville.wi.us |
| WI | Kenosha County | 5 | Gregory Vogel | gregory.vogel@kenoshacounty.org |
| WI | City of Milwaukee | 5 | Lisa Lien | llien@milwaukee.gov |
| WI | City of Milwaukee | 5 | Benjamin James | bejames@milwaukee.gov |

Resource Bank

The below resource bank offers a wide range of helpful contacts, resources, and educational materials, to help you promote NHHM 2017. The infographics can be downloaded and customized as needed for events and related outreach. For more information about these resources and edit friendly versions, and important updates about NHHM, please visit www.hud.gov/healthyhomes; or email OLHCHH@hud.gov

To receive copies of OLHCHH's publications described below, please call HUD's document distribution center at 1-800-767-7468.

Persons with hearing or speech impairments may access the federal government numbers above and below through TTY by calling the toll-free Federal Relay Service at (800) 877-8339

General Healthy Homes Information

U.S. Department of Housing and Urban Development - www.hud.gov

Office of Lead Hazard Control and Healthy Homes- www.hud.gov/healthyhomes

Office of Education and Outreach, Fair Housing and Equal Opportunity-
www.hud.gov/fairhousing

U.S. Department of Agriculture, National Institute of Food and Agriculture

Cooperative Extension Service for your state land grant university:
www.nifa.usda.gov/extension or www.eXtension.org or your telephone book

U.S. Environmental Protection Agency www.epa.gov

U.S. Centers for Disease Control and Prevention www.cdc.gov

(800) CDC-INFO/ (800) 232-4636

U.S. Consumer Product Safety Commission www.cpsc.gov

(800) 638-2772

U.S. Department of Energy www.energy.gov

Local or state health department: Look in your telephone book or online

National Healthy Homes Partnership www.healthyhomespartnership.net

National Center for Healthy Housing www.nchh.org

Children's Environmental Health Network www.cehn.org

National Safety Council www.nsc.org

Pediatric Environmental Health Specialty Units www-w.aoc.org/pehsu.htm



Lead Poisoning

U.S. Department of Housing and Urban Development

Office of Lead Hazard Control and Healthy Homes www.hud.gov/healthyhomes and lead.regulations@HUD.gov

Environmental Protection Agency www.epa.gov/lead

(800) 424-LEAD / (800) 424-5323

Safe Drinking Water Hotline www.epa.gov/drink

(800) 426-4791

Centers for Disease Control and Prevention www.cdc.gov/nceh/lead

Asthma & Allergies

American Lung Association www.lungusa.org

(800) LUNG-USA

American Cleaning Institute www.cleaninginstitute.org

(202) 347-2900

Allergy and Asthma Network: Mothers of Asthmatics www.aanma.org

(800) 878-4403

The Food Allergy and Anaphylaxis Network www.foodallergy.org

(800) 929-4040

U.S. Environmental Protection Agency www.epa.gov/asthma

Mold & Moisture

U.S. Environmental Protection Agency www.epa.gov/mold

U.S. Centers for Disease Control and Prevention www.cdc.gov/mold

Health House www.healthhouse.org

Carbon Monoxide

U.S. Centers for Disease Control and Prevention www.cdc.gov/com

(800) CDC-INFO/ (800) 232-4636

U.S. Consumer Products Safety Commission www.cpsc.gov/com

(800) 638-2772

Radon

U.S. Environmental Protection Agency www.epa.gov/radon

State Radon Contacts www.epa.gov/radon/whereyoulive.html

National Radon Program Services (KSU) www.sosradon.org

(800) SOS-RADON / (800) 767-7236



Drinking Water

U.S. Environmental Protection Agency www.epa.gov/drink
(800) 426-4791

U.S. Centers for Disease Control and Prevention www.cdc.gov/healthywater/drinking

Household Chemicals

U.S. Environmental Protection Agency www.epa.gov/pesticides and www.epa.gov/saferchoice
Poison Control Center (800) 222-1222

Household Products Database www.householdproducts.nlm.nih.gov

Pests

U.S. Environmental Protection Agency www.epa.gov/bedbugs and
www.epa.gov/pesticides/controlling

National Pesticide Information Center www.npic.orst.edu
(800)858-7378

Stop Pests in Housing www.stoppests.org

Home Safety

National SAFE KIDS Campaign www.safekids.org
(202) 662-0600

National Safety Council www.nsc.org
(800) 621-7615

Temperature Control

U.S. Department of Energy www.EnergySaver.gov
Energy Information Administration www.eia.gov

U.S. Environmental Protection Agency Indoor air PLUS www.epa.gov/indoorairplus

Mercury cleanup and disposal www.epa.gov/cfl

Energy Star www.energystar.gov

Residential Energy Services Network www.resnet.us



Featured Technology to use in outreach materials and activities associated with NHHM:

- **NEW! Everyone Deserves a Safe and Healthy Home – Stakeholder Guide**

This comprehensive publication offers “one- stop” shopping with guiding goals, and focuses on 11 different potential home health hazards. The content substantially revises earlier references. It is written in plain language, without omitting key technical details. Also featured: A ‘Room-by-Room Checklist for a Healthy Home’;



- **NEW! Everyone Deserves a Safe and Healthy Home – Consumer Guide**

A more consumer-friendly version of the publication above; this easy to read guide also features the ‘Room-by-Room Checklist for a Healthy Home’.



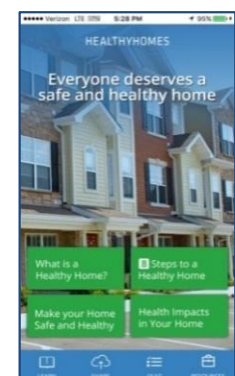
- **NEW! Healthy Homes App for Stakeholders**

This new app serves professionals who may be new to the indoor environmental health field, as well as those with more experience. Stakeholders can use this app to help educate, assess, advocate, train, and set standards and policy on healthy homes for their organizations. The app includes a room by room checklist of potential hazards.




- **Healthy Homes Basics App**

This consumer-focused app brings a wealth of practical how-to guidance from the “Everyone Deserves a Safe and Healthy Home” consumer publication to your mobile device for handy use. Now you can “get in the know on the go.” Download it now and make this your first step towards a safe and healthy home!



- **Rebuild Healthy Homes – Avoiding hidden dangers in disaster recovery**

Rebuilding damaged homes after a natural disaster must be done carefully. This 72-page guide is a “one stop shopping” reference written in Plain Language, without omitting technical details. It includes how-to-methods, tips, and improvement ideas for safe restoration following a wide range of natural disasters.



- **NHHM QR code**

This QR (Quick Response) code can be scanned through an app on your smart phone! Once you scan it will take you directly to the National Healthy Homes Web page on the hud.gov website. QUICK AND EASY!



- **NHHM Logo!**

Use this high resolution logo on all your outreach materials, websites and events!



You can also find all OLHCHH Videos and Webinars on our Youtube.com Channel.

www.youtube.com/user/HUDchannel/playlists



Healthy Homes Room by Room Checklist

Room by Room Checklist for a Healthy Home

Take the first step! This checklist is a great way to start learning more about the conditions in your home that could be impacting your health and safety. You don't have to be an expert or a professional to complete this list. For more information on this material and recommended actions please visit: www.hud.gov/healthyhomes or download the Healthy Homes Basics App to have a resource at your fingertips whenever you are ready.

1. Living, Dining, and Family Rooms

- ☐ If the home was built before 1978, check painted doors, windows, trim, and walls for lead
- ☐ Vacuum carpets regularly to reduce asthma triggers
- ☐ Move window blind cords out of reach of children to prevent strangulation
- ☐ Check lighting and extension cords for fraying or bare wires
- ☐ Avoid having lighting and extension cords in floor pathways
- ☐ Purchase children's toys that do not have small parts for choking and do not contain lead
- ☐ Secure heavy items (televisions, bookcases) to walls to prevent tip overs

2. Kitchen

- ☐ If the home was built before 1978, check painted doors, windows, trim, and walls for lead
- ☐ Use a range hood exhausted to the outside (or open window) to ventilate while cooking
- ☐ Clean up liquids and foods right after spills
- ☐ Keep matches, glassware, knives, and cleaning supplies out of reach of children
- ☐ Avoid leaving food and water, whether for people or pets, out overnight
- ☐ Mop floors at least weekly
- ☐ Place Poison Control Hotline number (800) 222-1222 on the refrigerator and in every room
- ☐ Do not allow children to be in kitchen unsupervised when the range or oven is on

3. Bedroom(s)

- ☐ If the home was built before 1978, check painted doors, windows, trim, and walls for lead
- ☐ Move window blind cords out of reach of children to prevent strangulation
- ☐ Make sure room has a working smoke detector
- ☐ Make sure the hall outside of bedrooms has a working carbon monoxide detector
- ☐ Use mattress and pillow covers, and vacuum carpets regularly to reduce asthma triggers

4. Entry

- ☐ Use floor mats by entry doors to reduce bringing in lead dust and other toxins into the home
- ☐ Remove shoes at entry if lead is present in the soil or paint
- ☐ Repair or install weather seals around the perimeter of doors

5. Bathrooms

- ☐ If the home was built before 1978, check painted doors, windows, trim, and walls for lead
- ☐ Use an exhaust fan to ventilate after shower or bath use
- ☐ Use slip resistant mats in showers and tubs
- ☐ Clean up water from floors right after spills
- ☐ Move window blind cords out of reach of children to prevent strangulation
- ☐ Keep medicines and cleaning supplies locked away and out of reach of children
- ☐ If an older adult or someone with mobility or balance concerns is present in the home, install grab bars at toilets, showers, and tubs

6. Laundry

- ☐ Vent clothes dryer to the outside (through roof or wall, not into the attic)
- ☐ Keep laundry soaps and detergents out of reach of children
- ☐ Wash sheets and blankets weekly to reduce asthma triggers
- ☐ Regularly remove lint from dryer screen

7. Attic

- ☐ Clean up clutter to prevent rodents and insects from finding places to nest
- ☐ Check exposed attic insulation for asbestos and consult with an asbestos professional for removal
- ☐ Make sure eave and roof vents are not blocked with insulation

8. Basement (or Crawl space)

- ☐ If the home was built before 1978, check painted doors, windows, trim, and walls for lead
- ☐ Seal holes in walls and around windows and doors to keep rodents and pests out of living spaces
- ☐ Clean up clutter to prevent rodents and insects from finding places to nest
- ☐ Test the home for radon. If test shows radon above EPA action levels, seal slab and foundation wall cracks, and if the problem persists, consider installing a radon mitigation system
- ☐ Keep pesticides and cleaning supplies locked away and out of reach of children
- ☐ Seal all cracks in slabs and foundation walls for moisture, radon, and pest protection

9. Garage

- ☐ Never run lawnmowers, cars, or combustion equipment inside the garage with garage door closed
- ☐ Keep gasoline, pesticides, and cleaning supplies out of reach of children
- ☐ Clean up oil, gasoline, and other spills immediately
- ☐ If a floor drain is present, make sure it drains to well beyond the outside of the home

10. Outside

- ☐ If the home was built before 1978, check painted doors, windows, trim, and walls for lead
- ☐ If painted walls, doors, windows, or trim may contain lead, keep children away from peeling or damaged paint and prevent children from playing around the ground next to the walls
- ☐ Remove leaves and debris from gutters regularly and extend downspouts to drain away from the house
- ☐ Replace missing or broken shingles or flashings
- ☐ Clean window wells of trash and debris
- ☐ Install and maintain fences completely around pools with openings less than 1/4 inch
- ☐ If the home was built before 1978, check hardboard siding for asbestos
- ☐ Make sure private wells are sealed and capped
- ☐ Consider testing well for pesticides, organic chemicals, and heavy metals before you use it for the first time
- ☐ Test private water supplies annually for nitrate and coliform bacteria
- ☐ Do not leave open garbage containers near the home
- ☐ Repair broken glass in windows and doors
- ☐ Seal holes in walls and around windows and doors to keep rodents and pests out of living spaces

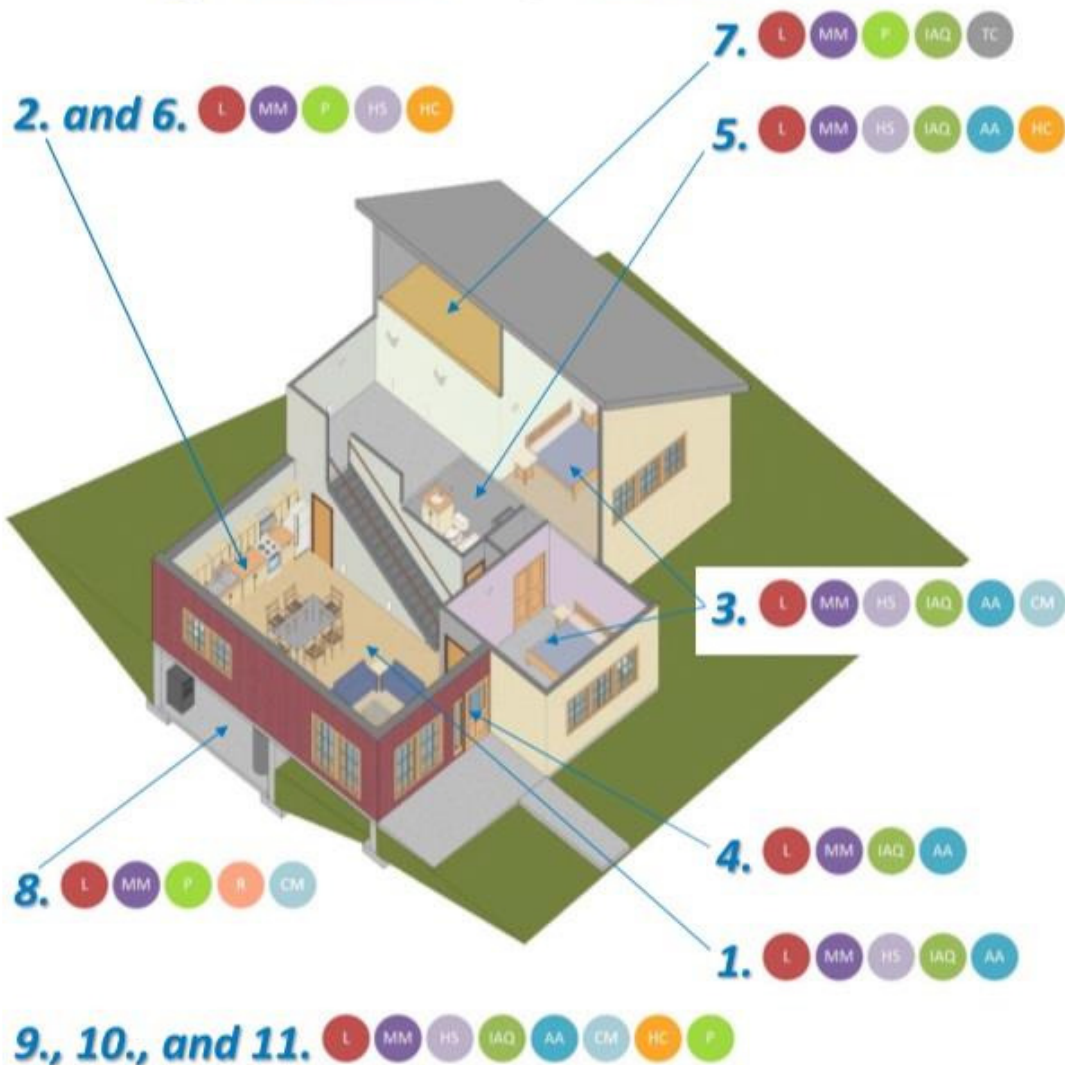
11. General

- ☐ If the home was built before 1978, use lead-safe work practices for all renovation and repairs and test children in the home for lead exposure
- ☐ Check piping connecting the home to the water main and the piping in the home for lead (lead pipes are dull and can be scratched easily with a penny). Lead pipes are more likely to be found in homes built before 1986
- ☐ No smoking inside the home, especially with children in the same home
- ☐ Have a professional maintain yearly all gas appliances and check for carbon monoxide leaks and proper venting
- ☐ Do not use candles or incense in the home when adult supervision is not present
- ☐ Secure balcony and stair railings, and install no-slip nosing's
- ☐ Replace burned-out bulbs in lights over stairs and landings
- ☐ Run a dehumidifier if indoor humidity is above 50 percent or there is condensation on windows
- ☐ Make sure all gas burning appliances, furnaces, heaters, and fireplaces ventilate to the outside
- ☐ Replace the furnace filter with a MERV 8 or higher every three months
- ☐ If mold is visible in any room, refer to mold removal guidelines from the EPA, CDC, or HUD
- ☐ Install child-proof locks on cabinets and child-proof covers on electrical outlets
- ☐ Keep water temperature at less than 120 degrees
- ☐ Keep firearms in locked safes
- ☐ Use pest management recommendations or safer alternative products before applying pesticides
- ☐ Keep all cleaning products in original containers and do not mix two products together
- ☐ Keep all hazardous products and chemicals in locked cabinets away from children.

Room by Room Checklist for a Healthy Home

To help you connect the room, steps, and hazards please look for the following icons:

- | | |
|----------------------|--------------------------|
| Lead | Pests |
| Indoor Air Quality | Carbon Monoxide |
| Asthma and Allergies | Home Safety |
| Radon | Household Chemicals |
| Mold and Moisture | Home Temperature Control |



Fact Sheets: “5 Minutes to a Healthier Home” and “Is your home a Healthy Home?”

5 Minutes to a Healthier Home

Think you don't have enough time to make your home a healthier and safer place?

**Think again!
You can do these
steps in 5 minutes.**

Test your smoke alarm.

Using smoke alarms in your home cuts your risk of dying in a fire in half.

Wash your hands with warm, soapy water for at least 20 seconds (about the time it takes to sing the song “Happy Birthday” twice).

Each year, about **48 million Americans get sick** from eating contaminated or improperly prepared foods.

Make your home smoke free. Never let anyone smoke anywhere in or near your home.

Parents are responsible for **90%** of their children's exposure to smoke.

Beep!

1-800-222-1222

Program the number for poison control into your cell phone: 1-800-222-1222.

Everyday in the United States, over 300 children ages 0 to 19 are treated in emergency departments for poisonings.

Do a 3-minute “clean sweep.” Pick one small area of your home – like your junk drawer or stairs – and take 3 minutes to sort the items and get rid of what you don't need.

Clutter can collect dust, mold, and other allergens and gives pests a place to hide. If clutter is left on the floor or stairs, it can cause you to trip and fall.

Check your locks

Make sure locks function correctly and can be operated by a child in an emergency

Have 5 more minutes?

Log on to www.hud.gov/healthyhomes for information on topics like lead, mold, radon, asbestos, pests, and more!

36 | Page

www.hud.gov/healthyhomes

NATIONAL HEALTHY HOMES MONTH
June

Is your home a healthy home?



indoor air quality

Improve indoor air quality by eliminating second-hand smoke, carbon monoxide, dust mites, cockroach and mouse allergens and mold.



slips and falls

Remove trip hazards, use stools and ladders carefully, and install railings and grab bars for older adults.



hazardous products

Use natural cleaning alternatives and ensure any poisonous products are out of children's reach.

What are the health & safety concerns?



fire safety

Install smoke detectors on every floor and near every bedroom, develop a family escape plan, and keep matches, lighters, and candles out of children's reach.



lead paint hazards

If your home was built before 1978, have it tested by a professional. Have your child's blood lead level tested at age 1 and 2.



For their size, children breathe up to twice as much air as adults.



They also drink more water.



When they get harmful chemicals in their bodies, it's a bigger dose compared to adults.



Your housing may increase the risk for injuries and may cause illness.



1. keep it dry



2. keep it clean



3. keep it pest free



4. keep it safe

What are the 8 Principles of a healthy Home?



5. keep it contaminant free



6. keep it well ventilated



7. keep it well maintained

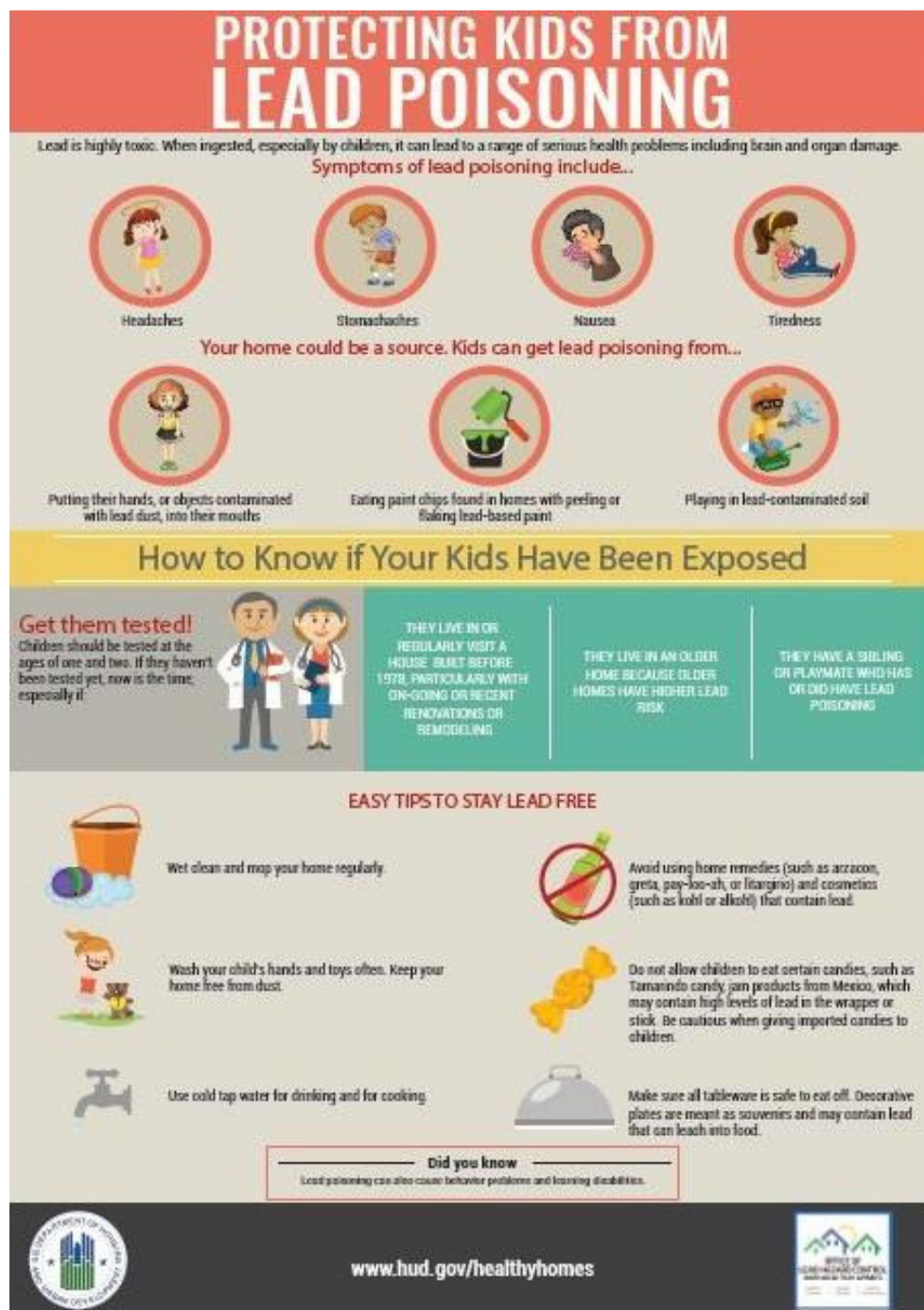


8. keep it thermally controlled

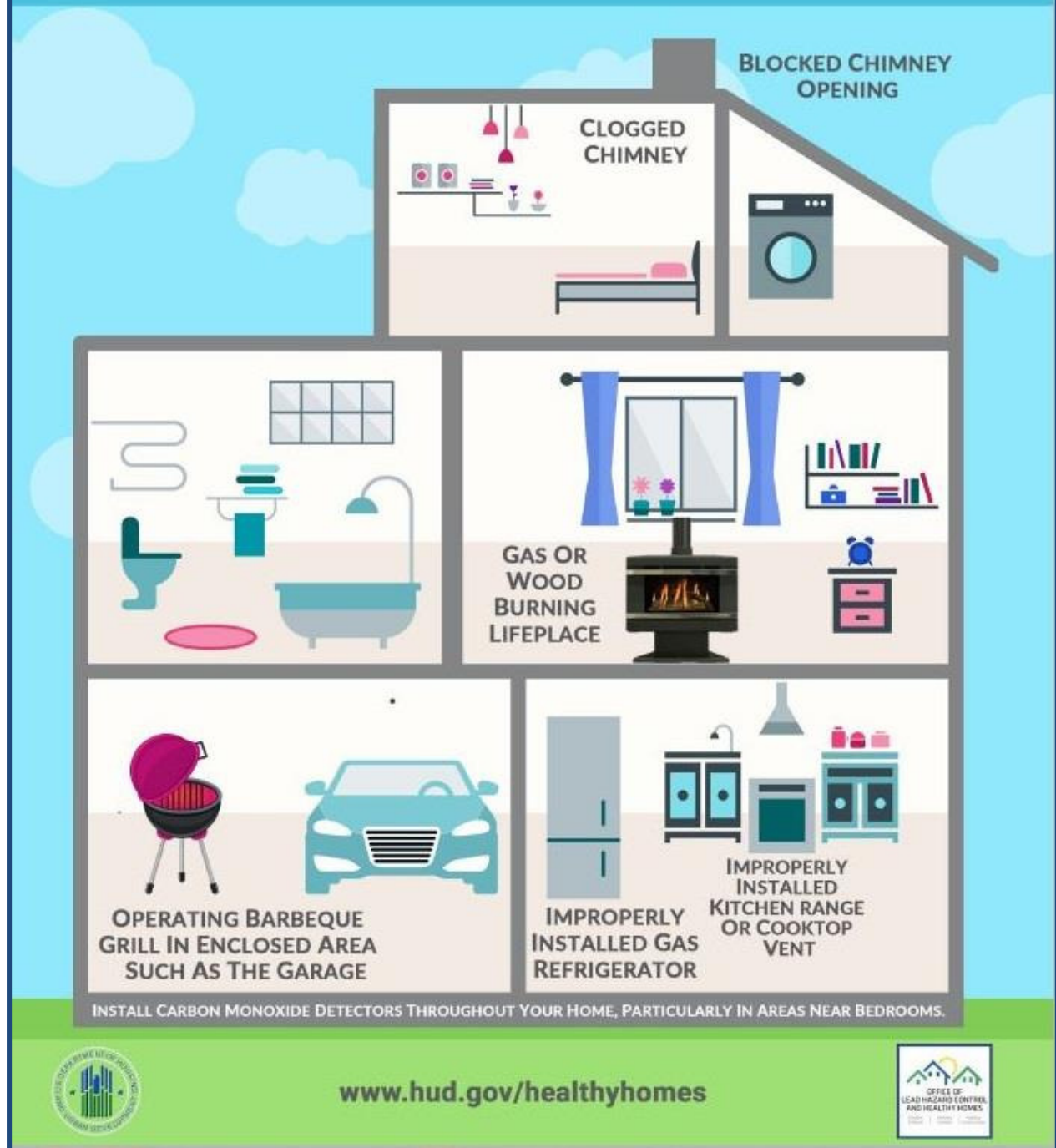


[HUD.GOV/HEALTHYHOMES](https://www.hud.gov/healthyhomes)

OLHCHH - Infographics



CARBON MONOXIDE SOURCES IN YOUR HOME



YOUR FIRE SAFETY

CHECKLIST

INSTALL SMOKE DETECTORS ON EACH FLOOR AS WELL AS IN AND NEAR EACH BEDROOM.

TEST SMOKE
DETECTORS



STORE EXTINGUISHERS
WHERE FIRES ARE
LIKELY TO OCCUR.



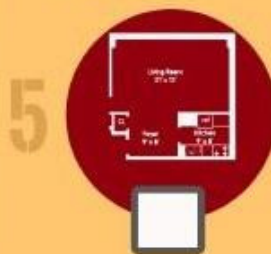
PUT ESCAPE LADDERS IN
UPPER-STORY TO ADDRESS
THIRD- AND HIGHER-FLOOR
BEDROOMS.



STORE VALUABLES IN A
FIRE-PROOF SAFE



CREATE AN ESCAPE
PLAN



CHECK AND MAINTAIN
ELECTRICAL SYSTEMS
AND APPLIANCES



www.hud.gov/healthyhomes



BATHROOM SAFETY

SLIPS AND FALLS



80%

of senior falls happen in the bathroom due to slippery floors and surfaces as well as high structures, according to the National Institute of Aging.



Two-thirds of all injuries occurred in the **tub or shower.**



235,000

According to the CDC, every year about people over 15 years old visit ERs due to injuries suffered in the bathroom - of those 14% are hospitalized.



In 2008, approximately **21.8 million** persons aged ≥15 years sustained nonfatal, unintentional injuries, resulting in approximately \$67.3 billion in lifetime medical costs.



Follow these tips to fall-proof your bathroom



Place a non-slip mat both inside and outside of the tub



Install grab bars by the toilet



Use nightlights in and around the bathroom



Install a bath step or walk in tub to make it easier to get in and out of the shower or bathtub.



www.hud.gov/healthyhomes



KEEPING YOUR Pet-Friendly Home Healthy

Pet's bring a lot of joy and happiness, but they can leave a lot of germs when they do...on all surfaces of your home.



Pet Urine and Feces
Millions of bacteria live in a single gram of pet waste.



Danger
Pet danger can cause allergies and make it difficult for some people to breathe.



Saliva
Several different species of bacteria can live in the mouth of your pet.



Fleas/Ticks
Pet owners spend hundreds of dollars each year treating for fleas and ticks.



Dirt
Carpets collect a lot of dirt - and the bacteria that comes with it.

All of this can have a major impact on the air quality in your home.

This can cause:


 Skin rashes


 Asthma


 Allergies


 Illness

Tips for Keeping your Home Healthy and Safe



- Give your pet regular baths. Baths can reduce the level of allergens and dirt in your home.
- If your pet has an accident, clean it up immediately. Urine can seep deep into the carpet and cause damage and odors. Have carpets professionally cleaned on a regular basis.
- Add doormats to all entrances. Mats will absorb water and dirt from your pets paws on their way in.



www.hud.gov/healthyhomes



POOL

Safety

2005-2014,
an average of
3,500
fatal drownings occurred per
year in the US. That's about
ten deaths per day.

50%
More than 50% of drowning
victims treated in
emergency departments
require hospitalization or
further care.

About
one in five
people who die from
drowning are
**children 14
and younger.**

Among children ages
1 to 4,
**most
drownings**
occur in
**home
swimming
pools.**

SAFETY TIPS

WALK, DON'T RUN
Running increases
chances of slips and
falls on wet surfaces,
resulting in serious
injury.

LEARN HOW TO SWIM
Swimming lessons
help prevent
drowning.

BUDDY SYSTEM
Always swim with a
buddy in case there's
a mishap.

BARRIERS SAVE LIVES
Barriers prevent
people from
accidentally
entering the pool.

www.hud.gov/healthyhomes

Quick Reference Guide to Publications and Other OLHCHH Resources

Office of Lead Hazard Control and Healthy Homes National Healthy Homes Month 2017



Everyone Deserves a Safe and Healthy Home publication for consumers and stakeholders; summarizes healthy home "how to's" for families and professionals.



Healthy Home Checklist: Surgeon's General Call to Action endorsed tool to motivate individual and community awareness for Healthy Home



Advancing Healthy Housing: A Strategy for Action is a guidance document to all federal and community stakeholders toward sustaining action through policy



Smoke Free Housing: This "how to guide" will assist Public Housing Managers to adopt and enforce a smoke free housing policy.

Healthy Homes App for Stakeholders

This new app serves professionals who may be new to the indoor environmental health field, as well as those with more experience. Stakeholders can use this app to help educate, assess, advocate, train, and set standards and policy on healthy homes for their organizations. The app includes a room by room checklist of potential hazards.



Videos

* Lead and Healthy Homes Consumer Video

* Lead and Healthy Homes Stakeholder Video

Videos can be viewed at:

www.youtube.com/user/HUDchannel



www.hud.gov/healthyhomes

The Quick Reference tool is a great way to raise awareness about National Healthy Homes Month to your organizational staff and partners! Download it at www.hud.gov/healthyhomes



The 8 Principles of a Healthy Home

- **Keep your home Dry:** Damp houses provide a nurturing environment for mites, roaches, rodents, and molds, all of which are associated with asthma.
- **Keep your home Clean:** Clean homes help reduce pest infestations and exposure to contaminants.
- **Keep your home Pest-Free:** Recent studies show a causal relationship between exposure to mice and cockroaches and asthma episodes in children; yet inappropriate treatment for pest infestations can exacerbate health problems, since pesticide residues in homes pose risks for neurological damage and cancer.
- **Keep your home Safe:** The majority of injuries among children occur in the home. Falls are the most frequent cause of residential injuries to children, followed by injuries from objects in the home, burns, and poisonings.
- **Keep your home Contaminant-Free:** Chemical exposures include lead, radon, pesticides, volatile organic compounds, and environmental tobacco smoke. Exposures to asbestos particles, radon gas, carbon monoxide, and second-hand tobacco smoke are far higher indoors than outside.
- **Keep your home Ventilated:** Studies show that increasing the fresh air supply in a home improves respiratory health.
- **Keep your home Maintained:** Poorly-maintained homes are at risk for moisture and pest problems. Deteriorated lead-based paint in older housing is the primary cause of lead poisoning, which affects some 240,000 U.S. children.
- **Keep your home Temperature Controlled:** Extreme temperatures inside and outside of your home can impact the physical materials the home is built with and create a welcome environment for mold.

Complete list of sources available upon request



U.S. Department of Housing and Urban Development
Office of Lead Hazard Control and Healthy Homes
www.hud.gov/healthyhomes

