



City of Emeryville

CALIFORNIA

MEMORANDUM

DATE: September 20, 2016

TO: City Council

FROM: Chief of Police, Jennifer G. Tejada

SUBJECT: Emeryville Police Department 2016 Second Quarter Report

REQUESTED ACTION

Receive and file statistical data following Council's review of the presentation.

DISCUSSION

This report provides an overview of our crime data and trends for the second quarter of 2016. We will also highlight our department programs and community outreach efforts that serve to connect our police department with our community in a variety of ways to enhance safety, community partnerships, and create transparency in our service delivery activities

One way to create partnerships and transparency is through training. This quarter the Police Department hosted its first ever "Force Options Simulator" course for civilians. The course is essentially the same in-service training officers receive, including case law on when force is considered lawful and reasonable. The training included interactive video simulations of law enforcement scenarios and a debriefing after each scenario. Participants were able to see how rapidly situations evolve and how officers must react quickly and within the law. The hope is to build on community trust through education and understanding.

During this quarter the Police Department partnered with Alameda County's 'Safe Routes to Schools Program', and the Community Services Department to host a Bicycle Safety Rodeo at Anna Yates, just in time for Bike to Work and School Day. The Police Department also participated in the Community Services Expo at the newly renovated gymnasium at ECCL.

In May, Police Department personnel assisted with a field trip and lesson at City Hall on how local government works for third grade students of Escuela Bilingue Internacional.

One of the ways to promote trust and create transparency in service is through public input. The Police Department hosted a training conference for the "See, Click, Fix" application. The application allows anyone with a smartphone to notify the City of a concern such as blight, broken street lights and graffiti. The citizen can then track the City's response and efforts to correct the problem.

In June, several Police Department members including the Chief, ran and carried the "Flame of Hope" torch for Special Olympics in the 'Law Enforcement Torch Run'. The run wound its way through the Bay Area as officers passed it along from department to department all the way to the Summer Games held at UC Davis. This is an annual fundraising activity for EPD that provides funds to support the Special Olympic athletes.

Our community outreach efforts included several community meetings hosted by our sergeants as part of our Community Partnership Neighborhood Responsibility Program. We also continued to put an emphasis on Auto Burglary Prevention and that resulted in a 17% reduction compared to the same quarter last year.

Officers received training totaling 811 hours and in addition to a variety of other topics, they received continued training on 21st Century Policing, Defensive Tactics, First Aid and Force Science Research and nutrition for a healthy lifestyle.

During this quarter two Officers graduated from the Police Academy and began their Field Training Program. The Field Training Program is a 12 week program to teach new academy graduates how to apply the knowledge from the academy and evaluate their ability to perform the day to day duties of an Officer. At the time of this report, one Officer has resigned and one Officer is still in the program with an expected completion date in September. The Department also hired a retired Police Service Technician to assist with the Property and Evidence Section on a part time basis.

Staffing continues to be a concern. During the second quarter, two Sergeants, five Officers and two Dispatchers were on injury leave or modified duty. In addition, two Dispatchers and one Captain's position remained vacant. This shortage equates to the loss of an entire patrol team and 50% of the staff allocated to the Dispatch Center, as well as additional support and Command Staff.

One of the ways the Department is addressing injuries is the implementation of a Wellness Program. The program is multi-faceted and includes stretching and strength training, as well as comprehensive medical screening and fitness testing. The medical screening and fitness testing were followed up with individual coaching and training plans. The program also includes seminars on nutrition and dealing with work related stress.

Police Officers generated 2425 reports compared to 1943 in 2015. Our Dispatchers processed 7238 events compared to 9271 in 2015.

PART 1 CRIMES: COMPARISON OF 2nd QUARTER 2015 and 2nd QUARTER 2016

The 2016 statistical analysis to date of Part 1 Crimes data indicates that Emeryville is experiencing a slight upward trend in Violent Crimes (Homicide, Rape, Robbery, Aggravated Assault, & Simple Assault). The second quarter of 2016 has shown an overall increase of 10% in violent crimes. The slight increase in violent crimes can be

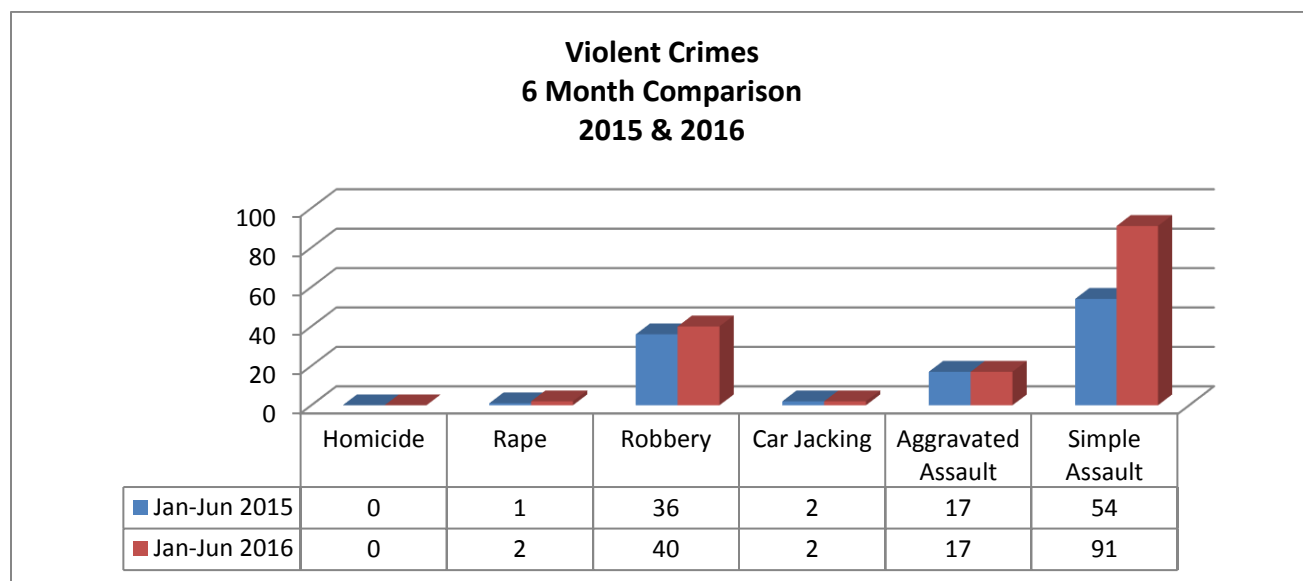
attributed to robberies, which are up 11%. There were no significant patterns in this category. However, a number of robberies involved shoplifters who took merchandise by force or fear when encountered by store personnel. (Taking property by force or fear raises the crime classification from a misdemeanor to a felony). Simple assaults increased 11%. These may be related to increases in some of the Part 2 crimes data such as Disorderly Conduct, Drunk in Public, and Domestic Violence Incidents.

Property Crimes are showing a downward trend. Overall, Property Crimes are down 7%, however, residential burglaries are up 110%, and auto theft increased by 19% this quarter. The increase in residential burglaries can be attributed to thefts of bicycles from apartment garages. Popular stolen vehicles were Honda Accords and Honda Civics. (See Chart below)

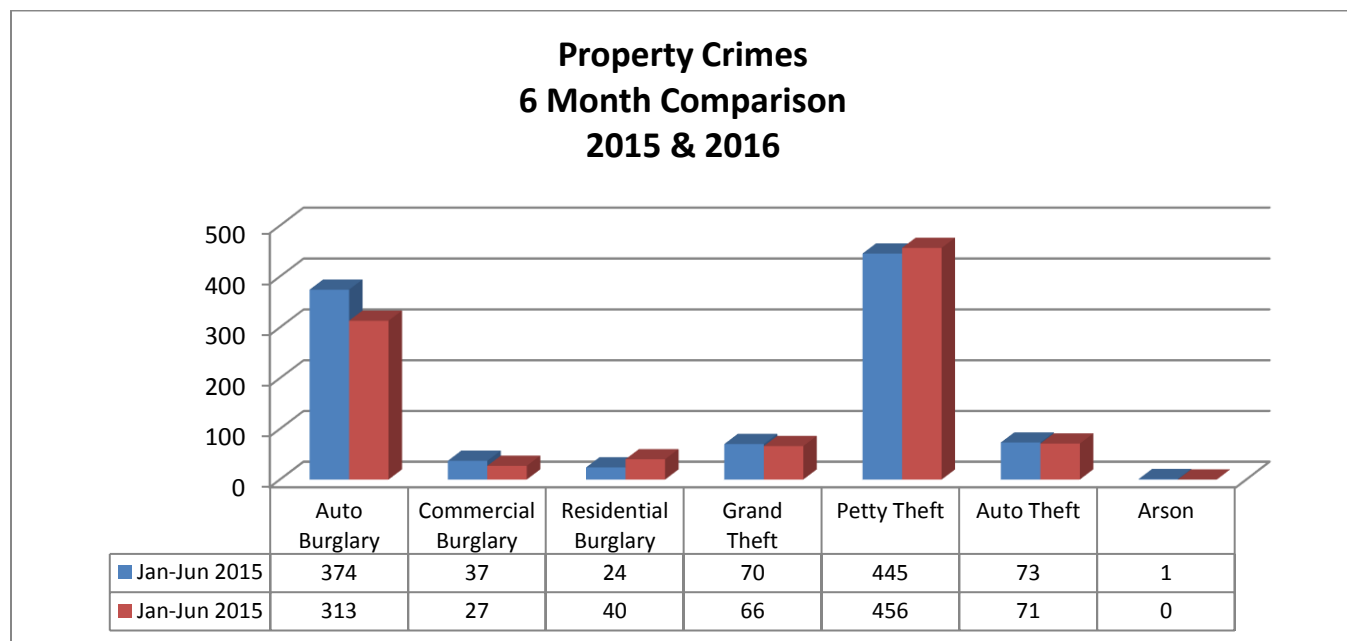
VIOLENT CRIMES & PROPERTY CRIMES

<i>Violent Crimes:</i>	APR-JUN 2015	APR-JUN 2016	% CHANGE
Homicide	0	0	N/C
Rape	1	2	100%
Robbery	18	20	11%
Car Jacking	1	1	0%
Aggravated Assault	10	10	0%
Simple Assault	37	41	11%
Total Violent Crimes	67	74	10%
<i>Property Crimes:</i>	APR-JUN 2015	APR-JUN 2016	% CHANGE
Auto Burglary	187	157	-16%
Commercial Burglary	19	9	-53%
Residential Burglary	10	21	110%
Grand Theft	44	34	-23%
Petty Theft	216	212	-2%
Auto Theft	31	37	19%
Arson	0	0	N/C
Total Property Crimes	507	470	-7%
Grand Total	574	544	-5%

VIOLENT AND PROPERTY CRIMES 2015 & 2016 SIX MONTH COMPARISON



Overall, violent crimes are up 38% comparing January through June 2016 to this time last year. Simple Assaults increased 69%, as mentioned previously these may be attributed to the increase in some of the Part 2 categories, such as Disorderly Conduct, Drunk in Public, and Domestic Violence incidents. Notably, Assaults are counted per victim.



Overall, Property Crimes are down 5% comparing January through June 2016 to this time last year. Residential Burglary increased 67%, and Petty Thefts increased slightly by 2%. Otherwise, all other categories are down for this period.

PART 2 CRIMES: COMPARISON OF 2nd QUARTER 2015 and 2nd QUARTER 2016

Part 2 crimes are down 13%. There are significant increases in categories such as, All Other Felonies, which are up 110%. This category consists of felony warrant arrests, probation violations, hit and runs, and all felonious attempts. Disorderly Conduct is up 300%, from two in 2015 to eight in 2016, (small numbers lead to large percentages). 5150s (Mental Illness) are up 13%. Many of these were calls in which officers responded to assist persons who had not taken their medication and were hearing voices telling them to kill themselves. Arrests for driving under the Influence are down 69% compared to 2015, and that is attributable to the loss of discretionary time for traffic enforcement due to staffing shortages.

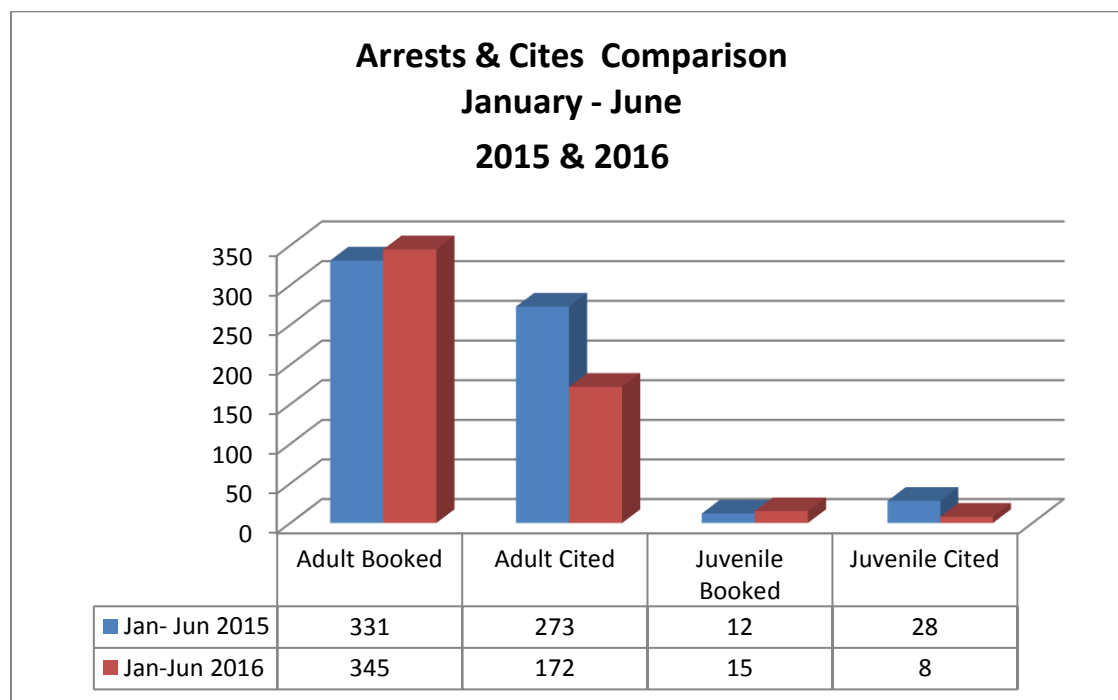
Part II Offenses	APR-JUN 2015	APR-JUN 2016	% Change
5150 WI	39	44	13%
All Other Assaults	0	2	N/C
All Other Offenses - Felony	20	42	110%
All Other Offenses - Misdemeanor	59	40	-32%
Curfew and Loitering	1	0	-100%
Disorderly Conduct	2	8	300%
Driving Under the Influence	42	13	-69%
Drug Abuse Violations	28	27	-4%
Drunkenness	15	12	-20%
Embezzlement/Forgery	2	2	0%
Forgery and Counterfeiting	23	16	-30%
Fraud	7	8	14%
Offenses Against Family and Children	4	4	0%
Prostitution and Commercialized Vice	0	0	N/C
Sex Offenses	3	3	0%
Stolen Property; Buying Receiving, Possessing	0	5	N/C
Vandalism	39	23	-41%
Weapons; Carrying, Possessing, etc.	3	2	-33%
Total	287	251	-13%

Arrests in April – June 2016 were down by 20% (321-257), and citations were down by 45% (156-86) compared to the same quarter in 2015. Staffing shortages continue to affect the pro-active opportunities in our officers' daily patrols which results in less on-view arrests and citations.

PART 2 CRIMES 2015 AND 2016 SIX MONTH COMPARISON

Part II Offenses	Jan-Jun 2015	Jan-Jun 2016	%Change
5150 WI	86	99	15%
All Other Assaults	86	75	-13%
All Other Offenses - Felony	137	174	27%
All Other Offenses - Misdemeanor	184	142	-23%
Curfew and Loitering	1	0	-100%
Disorderly Conduct	3	10	233%
Driving Under the Influence	80	30	-63%
Drug Abuse Violations	52	62	19%
Drunkenness	25	26	4%
Embezzlement	7	4	-43%
Forgery and Counterfeiting	51	46	-10%
Fraud	16	11	-31%
Offenses Against Family and Children	7	9	29%
Runaway	0	0	N/C
Prostitution and Commercialized Vice	0	5	N/C
Sex Offenses	6	5	-17%
Stolen Property; Buying Receiving, Possessing	5	11	120%
Vandalism	66	53	-20%
Weapons; Carrying, Possessing, etc.	7	14	100%
Total	819	776	-5%

Overall, Part 2 Crimes are down 5% comparing January through June 2016 to this time last year. Although crime is down in most categories, we saw increases in 5150 WI (Mental Illness) 15%, All Other Offenses – Felonies 27%, Disorderly Conduct 233%, Drug Abuse Violations 19%, Drunkenness 4%, Offenses Against the Family and Children 29% (which involve Domestic Violence cases), and Weapons Carrying Possessing 100%. Most of these offenses affect the quality of life.



Overall, arrests are down -16% from 644 to 540.

Emeryville Police Department's outreach to the community has heightened our community's awareness of the potential for crime to occur in Emeryville. We are increasing our presence in social media via Twitter and Nixle and our 'Community Partnership Neighborhood Responsibility Program', which pairs Sergeants and their patrol teams with a geographical area of the City, is continuing to grow. Citizen participation in the department's community policing programs, and most importantly, being an extra set of eyes and ears and reporting suspicious persons and activity as part of our 'See Something-Say Something' program, will continue to assist us in focusing our resources to address crime trends.

Sergeants Community Partnership Program

Our Sergeants are doing a commendable job with our partnership program. The number of citizens who are attending these meetings continues to expand. Sergeant Alton has made himself available to the Watergate community and now many of the residents there email or call him for non-emergency problems. Sergeant Allen held a meeting at 3610 Peralta, and Sergeant Cassianos is keeping the Shellmound/ Christie area updated and Sergeant Bosetti has continuous contact with the Green City Lofts area.

Homeless Liaison Officer

Officer White continues to work with Catherine Firpo to identify individuals who are in need and provide them with food and shelter.

Marina Liaison Officer

Officer Pardo and the Marina community continue to hold monthly meetings. For the second quarter of this year, they have been focused on making physical security measures more visible to deter criminal activity.

Investigations

Investigations reduced their case load by 30% in the second quarter of 2016. Contributing factors to this decrease include the creation of efficiencies in the process of investigation practices resulting in fewer reports coming in from patrol, and the increase in Bureau staffing with the addition of our injured officers who are working in a modified duty capacity.

I applaud the good work of our officers, our dispatchers, our support staff, our community members, our community policing programs, our partnerships with other agencies, and other City of Emeryville departments, for helping us keep Emeryville safe for all to enjoy.

PREPARED BY: Jennifer G Tejada, Chief of Police

**APPROVED AND FORWARDED TO THE
CITY COUNCIL OF THE CITY OF EMERYVILLE:**



Carolyn Lehr, City Manager