

RESOLUTION NO. 17-01

Resolution Of The City Council Of The City Of Emeryville Setting Compensation To The Emeryville Transportation Management Association (TMA) To Operate The Emery Go Round Shuttle Service During The 2017 Calendar Year Under The Terms Of The Service Agreement For An Amount Not To Exceed Three Million Two Hundred Ninety Eight Thousand Six Hundred And Eighty One Dollars (\$3,298,681) And Authorizing Payment From The Emeryville Property Based Business Improvement District (PBID) Fund 805; And Approving The Emeryville TMA 2017 Operating Budget And Authorizing An Additional Thirty One Thousand Nine Hundred And Fifty Nine Dollars (\$31,959) To Be Appropriated To Fund 805 From The General Fund For The General Benefit

WHEREAS, after a vote of approval by Emeryville commercial property owners, the City Council established the Citywide Property Based Business Improvement District (PBID) to fund the Emery Go Round Shuttle and other alternative transportation programs on July 31, 2001 (Resolution No. 01-122) in accordance with the Property and Business Improvement District Law of 1994 (Section 36600 et. Seq. California Streets and Highway Code), the PBID Law, for a period of five years through FY 2005-06 (service year 2006); and

WHEREAS, after a vote of approval by Emeryville commercial property owners, on July 18, 2016 the City Council, adopted Resolution No. 06-141 extending the PBID for another ten years through FY 2015-16 (service year 2016); and

WHEREAS, after a vote of approval by Emeryville commercial and residential property owners, on August 4, 2015 the City Council adopted Resolution No. 15-104 extending the PBID for another fifteen years through FY 2029-30 (service year 2030); and

WHEREAS, the Emeryville Transportation Management Association (TMA) is a private, non-profit organization representing commercial and residential property owner that contribute funds to the PBID; and

WHEREAS, the City Council authorized the City Manager to enter into a contract with the TMA to administer and operate the Emery Go Round through December 31, 2030, with each year's compensation to be set by Council Resolution; and

WHEREAS, the TMA Board has adopted an annual operating budget for the Emery Go Round shuttle and related services for service year 2017 of \$4,252,500; and

WHEREAS, under the TMA contract to operate the Emery Go Round, the annual compensation is set at the lesser of the total approved TMA annual shuttle budget, net the developer fees collected directly by the TMA and certain other TMA revenue or the annual revenue generated by the PBID, net administrative costs and estimated uncollectable levy fees; and

WHEREAS, in FY 2016-17, the PBID is projected to generate \$3,298,681 in revenue, net administrative fees; and

WHEREAS, PBID funds can only be used to operate the Emery Go Round shuttle and related alternative transportation services/programs and to cover the PBID's administrative expenses, both County and City administrative fees; and

WHEREAS, a General Benefit is a benefit to the public at large resulting from the implementation of District services; and


WHEREAS, the Management District Plan determined that 12.29% of the Emery Go Round users were engaged in general benefit activities; now therefore be it


RESOLVED, that the City Council of the City of Emeryville hereby approves setting the compensation to the Emeryville Transportation Management Association (TMA) to operate the Emery Go Round shuttle and related services during the 2017 calendar year, under the terms of the service agreement for an amount not to exceed three million two hundred ninety eight thousand six hundred and eighty one dollars (\$3,298,681) and authorizes payment from the Emeryville Property-Based Business Improvement District Fund 805; and be it further

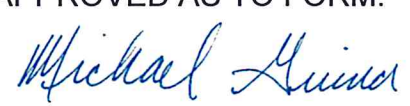
RESOLVED, that the City Council of the City of Emeryville approves the TMA 2017 Operating Budget; and authorizes an additional thirty-one thousand nine hundred and fifty-nine dollars (\$31,959) be appropriated to fund 805 from the General Fund to cover the additional cost of the General Benefit.

ADOPTED by the City Council of the City of Emeryville at a special meeting held January 17, 2017.

AYES:	5	Mayor Donahue, Vice Mayor Bauters and Council Members Martinez, Medina and Patz
NOES:	0	_____
ABSTAIN:	0	_____
ABSENT:	0	_____


MAYOR

ATTEST:

CITY CLERK

APPROVED AS TO FORM:

CITY ATTORNEY

2017 Budget

EMERY GO-ROUND

		2017	
Revenue		Budgeted Revenue	Notes
PBID Revenue			
PBID Revenue		3,457,563	Final assessment/billing per NBS.
District Related Costs		(158,882)	
Net PBID		3,298,681	
Non-PBID Revenue			
City of Emeryville - General Benefit Contribution		522,632	Assumed 12.29% of Total Budget. Adjusted to reflect new PBID rates and elimination of residential parcels within the PBID Boundary.
ETMA Billed Revenue		95,504	
BGTMA Revenue		35,000	Revenue for EGR service to Berkeley Bowl for West Berkeley Shuttle Connection.
Misc. Revenue (Charter services, interest income, etc.)		3,000	In 2016 received \$54k for property tax refund and \$6k for sale of salvage buses. 2017 estimate if for interest income and charter services.
Subtotal Non-PBID Revenues		656,136	
Total Revenue		3,954,817	

		2017	
Expenditures		Estimated Expenditures	ASSUMPTIONS
Direct Costs			
Bus Leases/Purchases		500,000	Includes acquisition of 7 vehicles with 60 Mo. Finance Term.
Bus Maintenance		350,000	
Operations Contract		1,915,000	No change in service after implementation of the new service plan in summer 2016. Includes contract increase for new premium wage.
Fuel		325,000	
Communications		40,000	Real-time tracking system and driver radios.
Miscellaneous Operating Costs		20,000	Route guides, bus stop sign replacements, rider alert postings, etc.
Subtotal Direct Costs		3,150,000	
Indirect Costs			
Professional Services		475,000	Includes all management, accounting and legal service contracts. Allowance for relocation expense & lease of new bus yard.
Occupancy (Bus Yard, Site Expenses)		500,000	
Membership & Public Outreach Materials		13,500	
Pilot Projects and Research		25,000	
TMA Insurance		10,000	Commercial Liability, Directors & Officers and Office Trailer policies. Bi-Annual Shuttle Operations Workshop.
Conferences, Conventions, Meetings		4,000	
Subtotal Indirect Costs		1,027,500	
Total TMA Operating Budget/Expenses		4,177,500	
Replenishment of ETMA Cash Reserve			
Estimated Revenue Shortfall		75,000	
Deposit to Cash Reserve			
Total Cash Reserve		75,000	
TOTAL BUDGET/EXPENSES		4,252,500	
2016 Balance		(297,683)	

Cash Balance Summary (2016-2017)	2016/2017
Carryover Cash Balance (as of Jan 1, 2016)	608,664
2016 Estimated Balance to be Applied to ETMA Cash Reserve	300,000
Projected Cash Balance on Dec 31, 2016	908,664
2017 Shortfall	(297,683)
Total Projected Cash Balance on Dec 31, 2017	610,980